STATISTICS OF INCOME 1969

ESTATE TAX RETURNS

Department of the Treasury
Internal Revenue Service

Publication 764 (7-72)

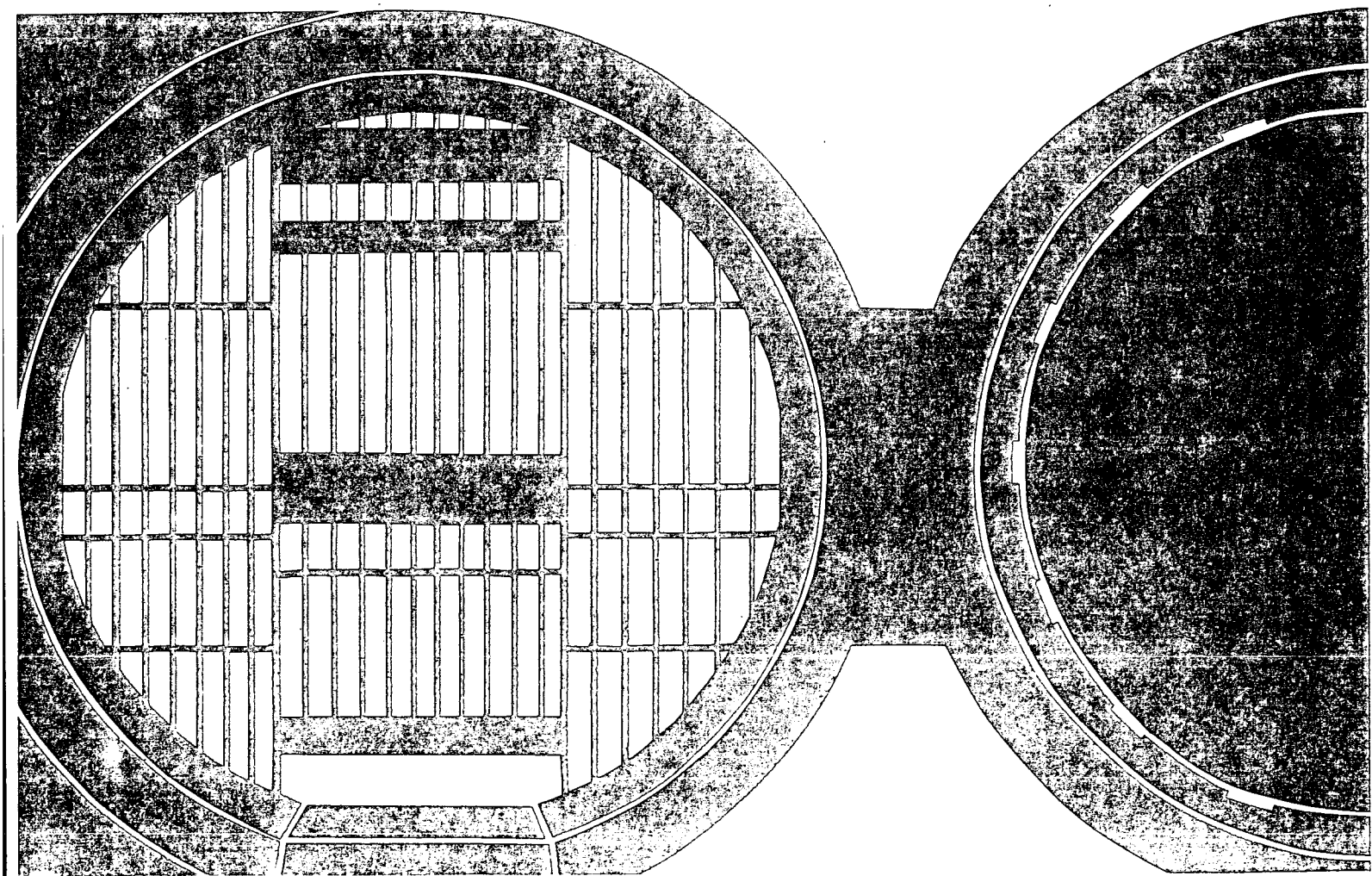

Publication 764 (7–72)
Price 65 cents (paper cover)
Stock Number 4804–0498

Library of Congress Card No. 72-600178

Suggested citation
Internal Revenue Service
Statistics of Income—1969, Estate Tax Returns
U.S. Government Printing Office, Washington, D.C., 1972

Statistics of Income publications are for sale by the Superintendent of Documents, U.S. Government Printing Office, Washington, D.C. 20402

Other recent publications for sale
Individual Income Tax Returns for 1970, Preliminary (41 pp; 25¢)
Individual Income Tax Returns for 1969 (426 pp., $3.75)
ZIP Code Area Data, Individual Income Tax Returns for 1966 (96 pp., $1.00)
Corporation Income Tax Returns for 1968 (280 pp., $2.50)
Corporation Income Tax Returns for 1969, Preliminary (35 pp., 35¢)
Farmers' Cooperative Income Tax Returns for 1963 (64 pp., 40¢)
Fiduciary, Gift, and Estate Tax Returns filed during 1966 (114 pp., $1.25)
Personal Wealth Estimated from Estate Tax Returns for 1962 (103 pp., 65¢)
Foreign Income and Taxes Reported on Corporation Income Tax Returns for 1962 (263 pp., $2.00)
Business Income Tax Returns for 1969, Preliminary (41 pp., 40¢)
Business Income Tax Returns for 1968 (326 pp., $3.00)

Publications in preparation
Business Income Tax Returns for 1970, Preliminary
Foreign Income and Taxes reported on Corporation Income Tax Returns for 1964, 1965, and 1966
Individual Income Tax Returns for 1970
Business Income Tax Returns for 1969
Corporation Income Tax Returns for 1969
Personal Wealth Estimates for Estate Tax Returns for 1969
ZIP Code Area Data, Individual Income Tax Returns for 1969

STATISTICS OF INCOME 1969

ESTATE TAX RETURNS

Department of the Treasury
Internal Revenue Service

Johnnie M. Walters, *Commissioner*
R. F. Harless, *Deputy Commissioner*
J. R. Turner, *Acting Assistant Commissioner (Planning and Research)*

Statistics Division
Vito Natrella, *Director*
Robert J. Tolliver, *Assistant Director*
Thomas F. McHugh, *Chief, Income, Finance, and Wealth Branch*
Ted E. McHold, *Chief, Statistical Techniques Branch*
Alfred J. McKeon, *Associate Chief, Statistical Techniques Branch*
Thomas M. Durkin, *Chief, Program Management Branch*

This report on estate tax returns was prepared under the direction of Keith Gilmour, Chief, Wealth Statistics Staff, in the Income, Finance and Wealth Branch. Other branches of the Statistics Division assisted in the development of the sample design, the preparation of processing procedures, and the post-tabulation review of the data. Statistical abstracting of the data was conducted by the data center in Detroit, Mich., which also developed the computer systems design and conducted computer processing of the data.

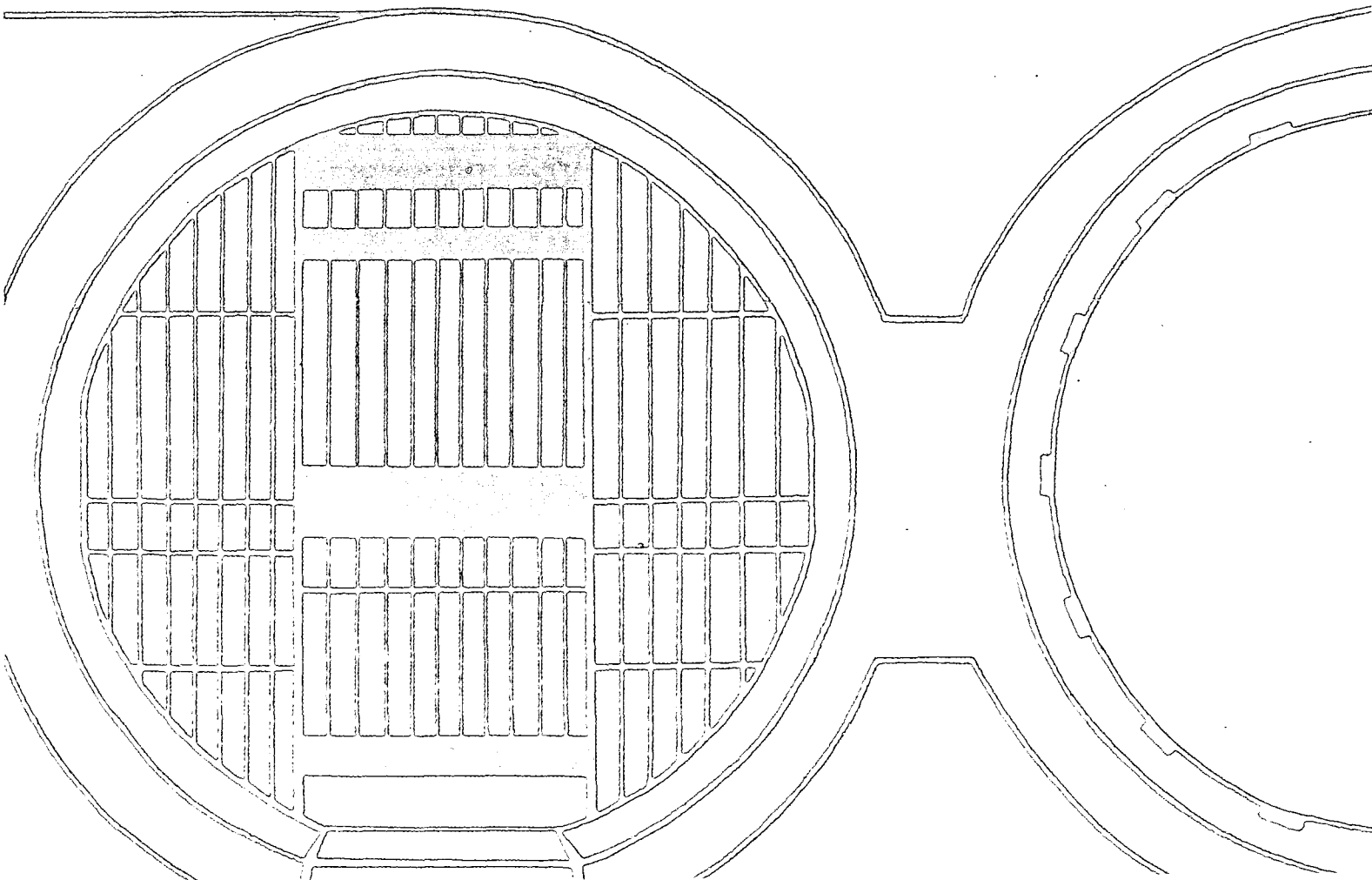

Letter of Transmittal

Treasury Department,
Office of the Commissioner of Internal Revenue,
Washington, D.C., May 25, 1972.

Dear Mr. Secretary:

As required by section 6108 of the Internal Revenue Code we are sending you *Statistics of Income—1969, Estate Tax Returns.* This report, based on estate tax returns filed during calendar year 1970, presents comprehensive data concerning total estate and its composition, deductions, taxable estate, and tax. Featured in this report are data on the age, sex, and marital status of the decedents, in addition to data classifying the taxable estate and tax by the 25 tax rate brackets of the Federal estate tax.

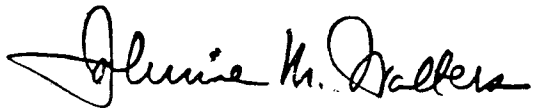

Commissioner of Internal Revenue.

Hon. George P. Schultz,
Secretary of the Treasury.

Contents

Introduction, 1
Chart 1—Proportion of returns to deaths, 1

Returns, total estate, and tax, 2
Table 1—Summary statistics by tax status, 2
Table 2—Returns, total and taxable estate, and tax, 1966 and 1970, 2
Chart 2—Composition of total estate, 3

Measures of estates, 2
Gross estate, 2
Total estate, 3
Economic estate, 3

Deductions, 4
Funeral expenses, 4
Administrative expenses and losses, 4
Total debts, 4
Table 3—Computation of debt deduction, 4
Nondeductible debts, 4
Debt deduction, 5
Charitable bequests, 5
Exemption, 5
Marital deduction, 5

Estate tax before credits, 5
Illustration of entries in table 14, 5

Tax credits, 6
State death taxes, 6
Foreign death taxes, Federal gift taxes, and prior Federal estate tax, 6

Estate tax after credits, 6

Year of death and property values, 6

Historical statistics, 6

Explanation of terms, 6

Description of the sample and limitations of the data, 9
Description of the sample, 9
Data source and return type, 9
Selection of the sample, 9
Table A—Sampling rates, 9
Method of estimation, 9
Limitations of the data, 10
Sampling variability, 10
Table B—Relative sampling variability: number of returns, 10
Table C—Relative sampling variability: selected frequency and amount estimates, 11
Other limitations due to sampling, 10
Sample management and nonsampling controls, 10

Tables
4 Total estate by type of property and size of total estate, 13
5 Type of property, deductions, taxable estate, and tax, 14
6 Total estate by type of property and size of economic estate, 18
7 Returns by size of total estate, gross estate, and economic estate, 19
8 Method of valuation, 20
9 Year of death and method of valuation, 20
10 All decedents: age and marital status by size of total estate, 21
11 Male decedents: age and marital status by size of total estate, 22
12 Female decedents: age and marital status by size of total estate, 23
13 Returns and taxable estate by size of total estate and by marginal tax rate, 24
14 Estate tax generated at each rate, 25
15 Returns, measures of estate, deductions, and tax, by State, 26
16 Historical summary, 1959–1970, 27

Synopsis of estate tax law, 27

Forms and instructions, 28

Estate TAX RETURNS

Introduction

There were almost 134,000 individuals with wealth accumulations of over $60,000 for whom the executor or administrator filed an estate tax return in 1970. Over 66 percent of these decedents died in calendar year 1969. Not all of these estates had a tax liability; but a return had to be filed for any citizen or resident alien decedents with assets in their estates at death over $60,000, whether or not any estate tax was due.

Although the major types of assets vary in each estate, the most prominent items reported for estates over $60,000 are real estate and corporate stock. These two asset types together accounted for over 60 percent of the $27.4 billion of total assets reported on estate tax returns filed in 1970. Chart 1 shows the sharp increase in the estate tax filings in proportion to deaths in the United States during the period 1954 through 1969. This disproportionate increase could be attributed to the overall rise in the value of such assets as corporate stock and real estate. The rise in personal incomes was another factor which made it easier for individuals to accumulate wealth of over $60,000.

An estate tax return Form 706, had to be filed for the decedent in the Internal Revenue district of domicile within

Chart 1

Proportion of returns to deaths as affected by the rising value of gross estate and its 3 major components

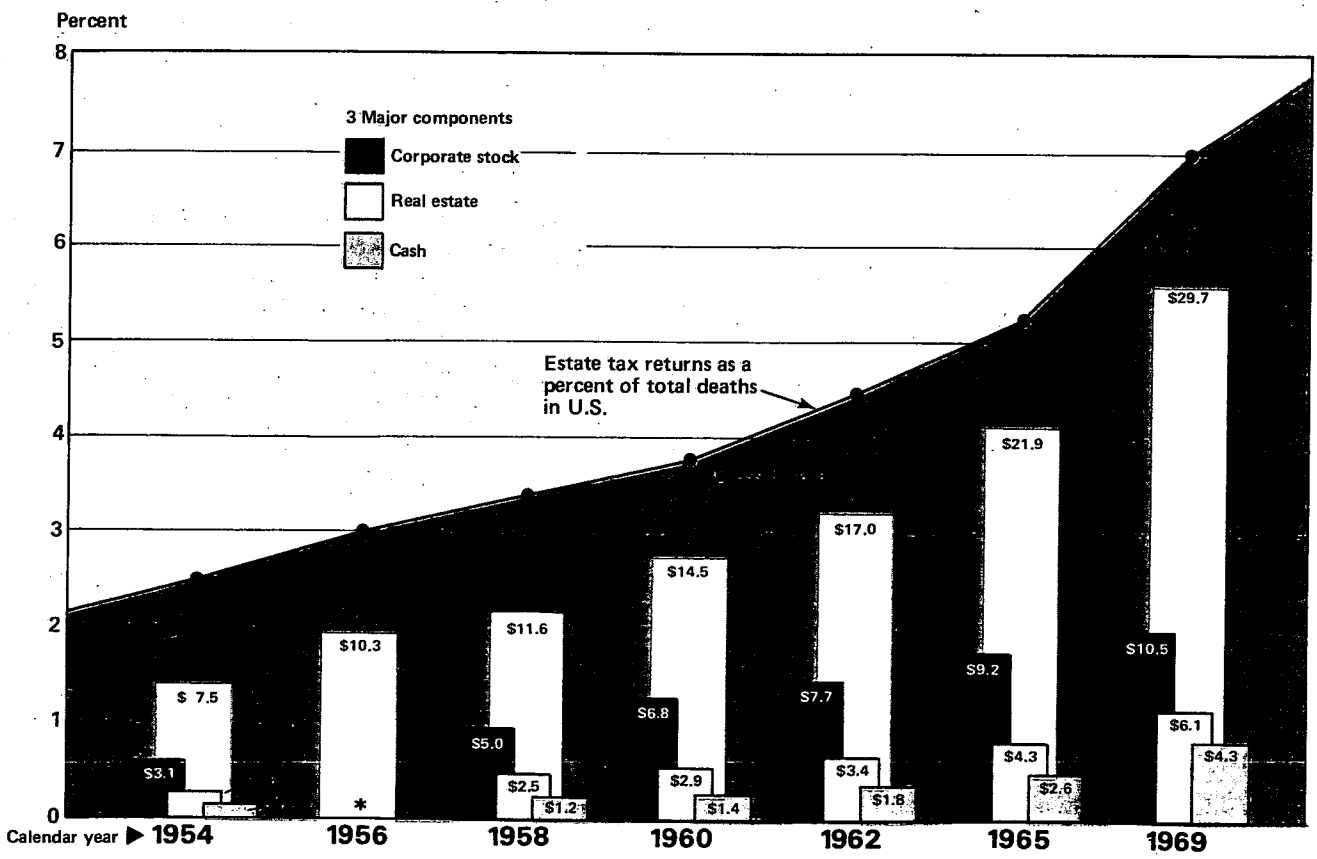

*Components not available for 1956.

15 months after the date of death. It was possible for the executor to get an extension of time for filing if it could be shown that a hardship would result to the beneficiaries of the estate by an earlier filing; however, a letter to the District Director had to be submitted prior to the expiration of the 15 month filing limitation.

The estate tax statistics in this report represent estimates based on a sample of unaudited estate tax reurns. Methods of selecting the stratified systematic sample and of securing the estimates are described in the section "Description of the Sample and Limitations of the Data." The tax return source documents for these statistics were prepared from the decedent's records, usually by highly skilled persons and under exacting requirements of the law.

The executor need not have filed a return for a decedent who was a nonresident alien dying after November 13, 1966, if the size of the gross estate was $30,000 or less. Public Law 89–809 amended Internal Revenue Code section 2106 to provide for the increase from $2,000 to $30,000 in the size of gross estate that could be owned by a nonresident alien at date of death, before an estate tax return was required to be filed by the executor. No information on nonresident alien decedents is presented in this report.

Returns, Total Estate, and Tax

Table 1 shows that of the 133,944 estates, 70 percent were taxable (i.e., with estate tax after credits) and had an average total estate of $251,000, while the nontaxable estates had an average of $98,000. The total estate of $27.4 billion was reduced to $11.7 billion of taxable estate after allowance for deductions. Application of the estate tax rates (which ranged from 3 percent to 77 percent) generated $3.4 billion of tax before credits. Tax after credits amounted to $3.0 billion, which represented a 24 percent increase over 1966, the last filing year for which a comprehensive statistical study was done. Table 2 shows some other increases for major items.

Table 1.—SUMMARY STATISTICS BY TAX STATUS

[Money amounts in thousands of dollars]

Item	Total	Taxable	Nontaxable
	(1)	(2)	(3)
Number of returns	133,944	93,424	40,520
Total estate	27,445,078	23,459,524	3,985,554
Real estate	6,073,402	4,790,616	1,282,786
Bonds, total	2,166,728	1,969,226	197,502
Federal, total	1,305,321	1,156,423	148,898
Savings	555,919	444,089	111,830
Other	749,402	712,334	37,068
State and local	560,099	543,093	17,006
Corporate and foreign	301,308	269,710	31,598
Corporate stock	10,495,318	9,698,514	796,804
Cash	4,257,926	3,475,839	782,087
Notes and mortgages	1,053,793	896,995	156,798
Life insurance	1,618,994	1,142,086	476,908
Annuities	114,704	81,013	33,691
Noncorporate business assets	823,876	696,718	127,158
Household goods and other assets	849,910	714,663	135,247
Lifetime transfers	2,262,109	2,151,926	110,183
Total deductions	18,696,537	13,972,554	4,723,983
Funeral expenses	228,164	163,414	64,750
Administrative expenses and losses, total	1,081,489	969,452	112,037
Executors' commissions	358,073	332,911	25,162
Attorneys' fees	563,584	493,217	70,367
Other expenses and losses	159,832	143,324	16,508
Debt deduction	1,691,147	1,316,836	374,311
Charitable bequests	2,132,106	1,727,034	405,072
Marital deduction	5,526,991	4,190,378	1,336,613
Exemption	8,036,640	5,605,440	2,431,200
Taxable estate	11,661,811	11,633,835	27,976
Estate tax before credits	3,416,302	3,406,969	9,333
Total tax credits	413,497	404,168	9,329
State death taxes	332,656	331,512	1,144
Foreign, gift, and prior estate taxes	80,841	72,656	8,185
Estate tax after credits	2,999,965	2,999,965	(1)

[1]Not applicable.
NOTE: Detail may not add to total because of rounding.

Table 2.—NUMBER OF RETURNS, TOTAL ESTATE, TAXABLE ESTATE, AND ESTATE TAX, RETURNS FILED DURING 1966 AND 1970

[Money amounts in millions of dollars]

Item	Returns filed during—		Increase, 1970 over 1966	
	1966	1970	Number or amount	Percent
	(1)	(2)	(3)	(4)
Number of returns	97,339	133,944	36,605	37.6
Total estate	21,757	27,445	5,688	26.1
Taxable estate	9,160	11,662	2,502	27.3
Estate tax before credits	2,755	3,416	661	24.0
Estate tax after credits	2,414	3,000	586	24.3

The asset composition of estates varied considerably as the size of total estate increased (Chart 2). Real estate (totaling $6.1 billion) represented almost one-third of the estate for decedents who had less than $100,000 total estate, but only 11 percent of the estate for decedents with $1,000,000 or more total estate. Similarly, cash (totaling $4.3 billion) and life insurance (totaling $1.6 billion) were a much more significant part of smaller estates. In contrast, corporate stock (totaling $10.5 billion) represented only 19 percent of the smaller estates, but almost 60 percent of the million dollar estates.

Measures of Estates

For this report, three measures of estates are presented. The measures are "gross estate," "total estate" and "economic estate." The latter two definitions present a clearer understanding of the true size and distribution of property contained in the estates than does gross estate. They also help overcome the limitations of certain legal requirements contained in the definition of gross estate which may be considered somewhat arbitrary for economic research purposes. A comparison of returns distributed by the size of the three measures can be seen in table 7.

Gross Estate

Gross estate is a measure of the value of all property in which the decedent had an interest at time of death and was the amount used in the computation of estate tax. The property was not reduced by debts (except policy loans against insurance) and mortgages, and administrative expenses.

Gross estate could be valued at one of two points of time. The value at date of death was generally used, but an alternate value (described below) 1 year later could be substituted in the estate tax computation at the discretion of the executor. Even though the alternate value was chosen,

Chart 2

Composition of total estate by size of total estate

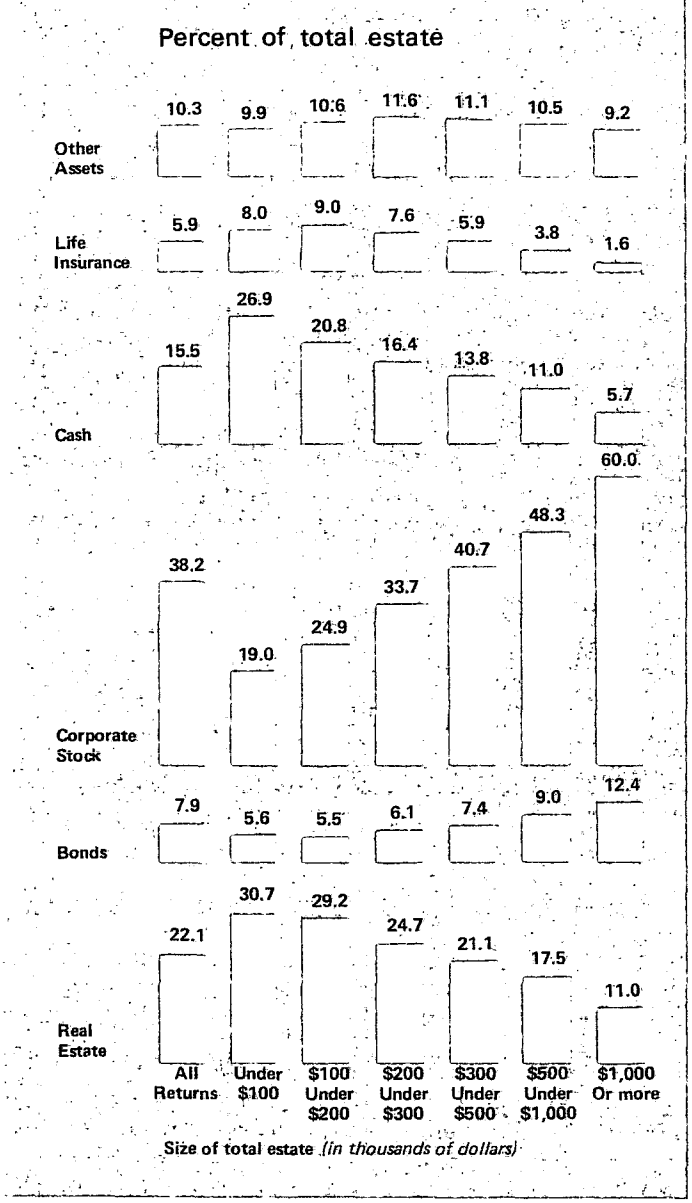

the amount at the date of death was the criterion for filing the return.

For returns filed in 1970, gross estate according to method of valuation was as follows:

Gross estate values	*(Million dollars)*
Valuation for meeting filing requirement (Over $60,000 at date of death) (133,944 returns)	$31,098
Actual valuation used (133,944 returns)	$29,671
"Date of death" value (98,888 returns)	$16,908
"Alternate value" (35,056 returns)	$12,762

The purpose of the alternate valuation method, first effective in 1935, was to prevent undue hardship arising from a decline in the value of items in the estate after date of death. If the alternate value was elected, property disposed of within the year after death had to be valued by the executor as of the date of disposition; for other property not distributed, property had to be valued as of 1 year after the decedent's death. This choice could reduce the tax liability if a major portion of the gross estate had suffered a reduction in value during the first year after the decedent's death. However, if the choice was made to use the alternate value on one item it had to be applied to all items in the estate.

The difference between the two valuation methods is shown in table 8. There were 35,056 returns filed in 1970 on which the alternate valuation method was used. This was 26.2 percent of all returns (the comparable figure for 1966 filings was 14.5 percent). The alternate value of gross estate reported on returns filed in 1970 was $1.4 billion less than the date-of-death value. Based on an effective tax rate of 10.1 percent (tax after credits as a percent of gross estate), a conservative estimate of the tax savings due to use of the alternate method was about $144 million.

On some returns, however, the executor chose the alternate value even though the estate appreciated in value 1 year after death. Generally the estate tax was minimal or nonexistent on these returns. The higher basis of the property in the hands of beneficiaries reduced the size of any capital gain they might later realize.

Total Estate

Total estate is a derived summary figure for the entire estate. It is differentiated from gross estate by the inclusion of life insurance at face value (before deduction of outstanding policy loans), and the exclusion of certain gifts made during the decedent's lifetime.

Total estate was derived from gross estate as follows:

Total estate		*(Millions dollars)*
Gross estate used for estate tax		$29,671
Plus life insurance policy loans	$ 36	
Less lifetime transfers	−2,262	−2,226
Total estate		$27,445

The size of total estate is used extensively in this report for the classification of data from estate tax returns, because it most nearly reflects the total assets of the decedent at time of death.

Economic Estate

Economic estate is a measure of the decedent's estate after debts have been deducted. This classification of the estate is a truer measure of the decedent's actual net worth at death. Life insurance was included at face value, net of policy loans, and lifetime gifts were excluded.

Economic estate was derived from total estate as follows:

Total estate		*(Million dollars)*
Total estate		$27,445
Less total debts:		
Debts & mortgages (except against insurance)	−$1,667	
Policy loans (against life insurance)	−36	−1,703
Economic estate		$25,741

)ebt Deduction

The debt deduction was reported on 116,395 returns and .mounted to slightly less than $1.7 billion. As shown in able 3, the debt deduction can be obtained by subtracting ıondeductible debts from total debts.

:haritable Bequests

The deduction for transfers to charitable institutions was ıver $2.1 billion and was reported on 18,356 returns. This vas a 62.8 percent increase over the amount reported on eturns filed in 1966. There was no limit on the amount hat could be deducted on the estate tax return for property ransferred to "charitable organizations."

:xemption

The exemption, introduced in the Internal Revenue Code ıf 1954, was $60,000 for each estate of a decedent who was ı citizen or resident alien. For returns filed in 1970, the ımount of exemption claimed totaled over $8.0 billion.)n certain nontaxable returns with no taxable estate, the 'ull $60,000 was tabulated whether or not the executor ıeeded it to make the estate nontaxable.

Marital Deduction

In order to equalize the treatment of a decedent's property 'or estate tax purposes in noncommunity property States, :he marital deduction was introduced in the Revenue Act ıf 1948. In community property states, generally only one-ıalf of the property was includible in the estate of the lecedent for tax purposes.

The community property system recognizes that the ɔroperty acquired during marriage belongs equally to the ıusband and wife. Prior to 1948, however, in common law 3tates practically all the property was the husband's and ıo division of assets was permitted for purposes of estate :axation.

Although the marital deduction applied to transfers of ɔroperty to the surviving spouse, the deduction was limited :o the smaller of the following:

(1) the value of the property transferred to the :pouse, or

(2) one-half the adjusted gross estate. (Basically, ad-justed gross estate was defined as the entire value of gross :state, other than community property, less expenses, debts, ınd losses, but not reduced by the exemption and charitable deductions.)

In 1970, the value of the marital deduction was $5.5 billion and exceeded the amount reported in 1966 by $1.4 billion. It was reported on 62,477 returns (almost one-half of the total returns filed).

The marital deduction provided a considerable tax savings for the beneficiaries of the decedent's estate. However, property excluded through the marital deduction was later included in the estate of the surviving spouse unless that spouse had disposed of it during the interim or had transferred it to another spouse in the event of remarriage.

Estate Tax Before Credits

Estate tax before credits is a feature of table 14. Tax before credits reported on 93,765 returns was $3.4 billion. To aid in understanding the data in table 14, consider a return for a decedent with taxable estate of $85,000. This estate was taxed at the various graduated rates as follows:

Taxable estate	*Tax rate*	*Tax*
1st $5,000	3%	$ 150
Next $5,000	7%	$ 350
Next $10,000	11%	$ 1,100
Next $10,000	14%	$ 1,400
Next $10,000	18%	$ 1,800
Next $10,000	22%	$ 2,200
Next $10,000	25%	$ 2,500
Balance of $25,000	28%	$ 7,000
for a total tax of		$16,500

The 28 percent rate is the highest, or marginal, rate at which this estate is taxed. In the illustration below, the taxable estate and tax appear in the first five columns opposite the 28 percent rate indicated in the stub as follows: In column 1, "number of returns," this return is counted only once, opposite the 28 percent rate. Column 4, "taxable estate at marginal tax rate," contains that portion of the total taxable estate, $25,000, taxed at the highest rate. Column 5, "tax generated at marginal tax rate," contains that portion of the total tax generated at the highest rate, in this instance, $7,000 at the 28 percent rate. Columns 2 and 3 summarize, by the highest rate, the total taxable estate and tax. In column 3 it is the total tax on the return, $16,500, that is shown to facilitate comparison with the $7,000 taxed at the highest rate.

In the illustration, the estate was classified at each rate used in computing the tax; thus a count of the number of returns taxed at each graduated rate (column 6) is obtained.

ILLUSTRATION OF ENTRIES IN TABLE 14 TAKEN FROM THE EXAMPLE EXPLAINED IN THE TEXT

[Money amounts in dollars]

Estate tax rate	Returns with tax rate as marginal rate					Returns with any tax at tax rate		
	Number of returns	Total taxable estate	Total tax before credits	Taxable estate at marginal tax rate	Tax generated at marginal tax rate	Number of returns	Taxable estate at tax rate	Tax generated at tax rate
	(1)	(2)	(3)	(4)	(5)	(6)	(7)	(8)
Total	1	85,000	16,500	25,000	7,000	1	85,000	16,500
3 percent						1	5,000	150
7 percent						1	5,000	350
11 percent						1	10,000	1,100
14 percent						1	10,000	1,400
18 percent						1	10,000	1,800
22 percent						1	10,000	2,200
25 percent						1	10,000	2,500
28 percent	1	85,000	16,500	25,000	7,000	1	25,000	7,000

472-176 O - 72 - 2

Economic estate can be a negative amount, and there were 583 returns showing total debts exceeding total estate (see table 7). Economic estate was first used to classify data in the report for estate tax returns filed during 1963.

Deductions

For tax purposes, gross estate may be reduced by marital and charitable deductions and by certain debts, expenses and losses. These deductions were valued at $10.7 billion for returns filed in 1970, an increase of $3.2 billion over 1966. Included were all allowable deductions with the exception of the adjustment in the debt deduction for policy loans against insurance. The exemption totaling $8.0 billion was also included, resulting in total deductions of $18.7 billion.

Funeral Expenses

Funeral expenses amounted to $228 million, an increase of 52 percent over 1966. They could be deducted only on the estate tax return and could not be claimed by the administrator on the fiduciary income tax return used to report income from property in the estate during its administration.

Administrative Expenses and Losses

Total administrative expenses amounted to $1.1 billion in 1969. This deduction was comprised of executors' commissions, attorneys' fees, and other expenses and losses during administration.

Over $358 million of executors' commissions were reported and attorneys' fees amounted to almost $564 million. The average amount of commissions and fees was $12,187, varying from $4,377 for returns with total estate under $100,000 to $116,538 for returns with total estate $1,000,000 or more. Other expenses and losses during administration amounted to $160 million.

Total Debts

The total debts of the decedent amounted to $1.7 billion. This total consisted of debts, mortgages, and policy loans.

Policy loans on life insurance were reported on only 7,716 returns in 1970 and were valued at $36.6 million. The remaining debts were made up of: medical expenses (separately tabulated for the first time) reported on 88,332 returns and amounting to $38.8 million; and other debts and mortgages (usually consisting of accrued taxes and unsecured notes) totaling $1.6 billion on 101,619 returns filed.

Nondeductible Debts

The amount of nondeductible debts was $12.8 million. This total was obtained from 237 returns where unpaid debts on property exceeded the value of the property. The excess of such debts was not an allowable deduction on the estate tax return.

Table 3.—DEBTS OF THE DECEDENT, NONDEDUCTIBLE DEBTS, AND DEBT DEDUCTION, BY SIZE OF TOTAL ESTATE

[Money amounts in thousands of dollars]

Size of total estate	Debts of the decedent										Nondeductible debts		Debt deduction	
	Total		Debts and mortgages						Policy loans against life insurance					
			Total		Medical expenses		Other debts and claims for unpaid mortgages, liens, and taxes							
	Number of returns	Amount	Number of returns	Amount	Number of returns	Amount	Number of returns	Amount	Number of returns	Amount	Number of returns	Amount	Number of returns	Amount
	(1)	(2)	(3)	(4)	(5)	(6)	(7)	(8)	(9)	(10)	(11)	(12)	(13)	(14)
Grand total	116,416	1,703,996	115,887	1,667,367	88,332	38,754	101,619	1,628,613	7,716	36,629	237	12,849	116,395	1,691,147
Taxable returns, total	84,469	1,319,614	84,313	1,292,963	66,691	28,689	75,004	1,264,274	4,636	26,651	119	2,778	84,457	1,316,836
Under $60,000	2,755	13,121	2,746	13,039	2,295	736	2,372	12,303	46	82			2,751	13,117
$60,000 under $70,000	3,133	2,954	3,128	2,917	2,538	579	2,518	2,338	34	37			3,133	2,954
$70,000 under $80,000	7,026	10,440	7,006	10,334	5,629	1,747	5,641	8,587	135	106			7,022	10,416
$80,000 under $90,000	6,022	14,468	6,022	14,248	4,886	1,935	5,092	12,313	133	220			6,018	14,456
$90,000 under $100,000	5,135	14,623	5,127	14,293	4,080	1,340	4,409	12,953	135	330	107	1,548	5,135	14,623
$100,000 under $120,000	8,112	34,085	8,098	33,223	6,336	2,435	7,073	30,788	321	862			8,112	34,021
$120,000 under $150,000	11,492	56,019	11,451	54,433	8,873	3,075	9,994	51,358	634	1,586			11,492	55,919
$150,000 under $200,000	13,179	109,506	13,150	105,580	10,151	3,896	11,800	101,684	907	3,926			13,179	109,506
$200,000 under $300,000	11,975	175,604	11,953	169,908	9,329	4,132	11,028	165,776	1,066	5,696			11,975	174,260
$300,000 under $500,000	8,285	180,113	8,280	175,054	6,476	3,453	7,905	171,601	684	5,059	6	883	8,285	179,230
$500,000 under $1,000,000	4,887	207,778	4,886	203,712	3,992	2,816	4,744	200,896	367	4,066	4	87	4,887	207,691
$1,000,000 under $2,000,000	1,628	151,113	1,626	148,938	1,367	1,153	1,596	147,785	125	2,175	2	260	1,628	150,853
$2,000,000 under $3,000,000	377	72,158	377	71,258	335	370	373	70,888	25	900	-	-	377	72,158
$3,000,000 under $5,000,000	257	69,822	257	69,349	221	478	254	68,871	10	473	-	-	257	69,822
$5,000,000 under $10,000,000	143	109,743	143	109,508	126	386	143	109,122	8	235	-	-	143	109,743
$10,000,000 or more	63	98,067	63	97,169	57	158	62	97,011	6	898	-	-	63	98,067
Nontaxable returns, total	31,947	384,382	31,574	374,404	21,641	10,065	26,615	364,339	3,080	9,978	118	10,071	31,938	374,311
Under $60,000	798	3,997	794	3,961	622	265	626	3,696	(*)	(*)			798	3,957
$60,000 under $70,000	6,863	22,785	6,813	22,547	5,116	2,064	5,561	20,483	276	238			6,863	22,785
$70,000 under $80,000	4,924	33,436	4,875	32,691	3,345	1,887	4,004	30,804	433	745			4,924	33,400
$80,000 under $90,000	4,118	30,352	4,064	29,436	2,667	1,048	3,426	28,388	389	916			4,118	29,894
$90,000 under $100,000	3,806	28,756	3,719	27,624	2,576	907	3,030	26,717	415	1,132	96	2,024	3,806	28,756
$100,000 under $120,000	5,889	48,920	5,793	46,916	3,894	1,523	4,828	45,393	710	2,004			5,885	48,629
$120,000 under $150,000	3,600	71,908	3,568	69,441	2,136	1,215	3,289	68,226	571	2,467			3,595	71,511
$150,000 under $200,000	1,073	50,213	1,073	48,942	698	764	1,013	48,178	146	1,271			1,073	49,431
$200,000 under $300,000	446	34,452	445	33,765	265	202	437	33,563	86	687			446	34,432
$300,000 under $500,000	267	24,463	267	24,174	194	97	249	24,077	28	289	11	3,592	267	20,871
$500,000 under $1,000,000	116	13,904	116	13,777	93	55	111	13,722	7	127	9	3,073	116	10,831
$1,000,000 or more	47	21,196	47	21,130	35	38	41	21,092	3	66	2	1,382	47	19,814

(*) Estimate is not shown separately because of high sampling variability. However, the data are included in the appropriate totals.
NOTE: Detail may not add to total because of rounding.

Notice that in the example the return is counted opposite eight rates and not just at its marginal rate as in columns 1–5. However, to avoid duplication this estate is counted only once in the total of column 6. Each increment of taxable estate and tax associated with these eight rates (columns 7–8) appears opposite the rate at which the tax was generated.

Total tax in column 8 represents the total amount constructed or generated, in statistical processing at each tax rate. Therefore it differs slightly from the actual total tax shown on the return (column 3) chiefly because of the statistical tolerance allowed in processing the data generated at each rate.

Tax Credits

Tax credits were allowed for four types of taxes paid on property in the decedent's estate. The total tax credits of $413 million reduced tax liability by 12.2 percent.

State Death Taxes

Federal estate tax liability was reduced $333 million by the credit for State death taxes which was reported on 46,878 returns. This credit was subject to the limitations discussed in the "Explanation of Terms."

Foreign Death Taxes, Federal Gift Taxes and Prior Federal Estate Tax

The total of these credits, combined into one total for this report, was $81 million and reported on 7,110 returns. This was a 33.6 percent increase over the similar total reported on returns filed in 1966. (See the "Explanation of Terms" for further detail.)

Estate Tax After Credits

The total tax liability reported on 93,388 taxable returns was $3.0 billion. There were 341 returns with tax before credits (totaling $9.3 million) which had no tax after credits, this being due principally to the credits for foreign, gift, and prior estate taxes.

Year of Death and Property Values

Of the citizens and resident aliens represented by the 133,944 estate tax returns filed in 1970, approximately 66.5 percent (or 89,029) of the decedents died in calendar year 1969. There were 18.9 percent (or 25,376) of the decedents who died in 1968, and 12.6 percent (or 16,906) in 1970. The remaining 2.0 percent of the decedents (or 2,633) either died prior to 1968 or their dates of death were not reported.

If the entire 15 months after death elapsed before the returns were filed, the earliest date of death on returns filed in 1970 would be October 1, 1968, and the latest date, September 30, 1969. However, it was possible for returns to be filed either before or even after the end of the 15 month period. Returns of decedents who died prior to October 1, 1968, represented mostly those cases where the executor obtained an extension of time in which to file.

As mentioned earlier, in determining how to value the gross estate, values could have been as of date of death or within 1 year after death (alternate value). Property values reported on the estate tax returns filed in 1970 therefore reflect values applicable, in general, to 1970, 1969, or 1968. In table 9, the year of the decedent's death is related to the method of valuation for returns with date-of-death values, and for returns with the alternate (1 year after the decedent's death) value.

For decedents dying in 1968 or 1969, the executors chose the alternate valuation in a high proportion of cases (30 percent as opposed to less than 3 percent for the decedents dying in 1970 or other years). This may have been influenced by the impact that corporate stock had on the size of the total estate. Thus, for decedents dying in 1968 or 1969, stock comprised 54 percent of gross estate valued under the alternate method but only 27 percent of estate valued under the date of death method.

Historical Statistics

The number of returns, gross estate, and estate tax after credits are presented in Table 16 for five filing years in the span 1959–1970. Additional information about the types of property, deductions and tax credits is also presented.

Explanation of Terms

Administrative expenses and losses

The deductible expenses were limited to the amount actually incurred to settle or transfer property of the estate. These expenses included executors' commissions, attorneys' fees and miscellaneous items, such as fees of accountants, appraisers, and uncompensated losses from casualties, thefts or fines which occurred during the settlement of the estate. Administrative expenses were deductible either in full on the Form 706, or on the Form 1041 (Fiduciary Income Tax Return), which the executor filed to report income and expenses of the estate during administration.

Age of the decedent

Age was determined by subtracting year of birth from year of death, as reported on page 1 of Form 706. If either or both were not reported, the decedent was classified as "age unknown."

Alternate Value

Although the date of death value of gross estate determined whether or not an estate tax return had to be filed, the executor could elect a second value for gross estate when computing the estate tax. This alternate value was either (1) the "fair market value" of an asset one year after the decedent's death or (2) the value of the asset on the date it was sold or exchanged during the year after death. However, if elected, the alternate value had to be applied to all items in the estate. A more detailed explanation is shown in the section of the text, "Measures of Estates."

Annuities

The gross estate included the proportionate part of the value of post-death benefits attributable to the decedent's contribution to all annuities or similar contracts or agreements entered into after March 3, 1931. The death pay-

ments of the annuity contract could be payable over a period of time or in one lump-sum payment and still be includible. Except for qualified pension, profit-sharing, and stock bonus plans, where the employer's contributions to the annuity were excludible from gross estate, the entire value of all other annuities issued by employers were included in gross estate. The includible value of annuities issued by commercial insurance companies was the replacement cost. Annuity tables were used to value annuities issued by corporations, trusts, other funds, or foundations.

Bonds

Total—Besides Federal, State, and local issues, total bonds included domestic, foreign and corporate bonds and notes. Accrued interest was added to the value of bonds.

State and local—These included State, county, city, municipal and district Government bonds and bonds of United States possessions even though they were tax-exempt for Federal income tax purposes.

Federal savings—Included in this category were U.S. Savings Bonds and U.S. Savings Notes issued by the U.S. Government.

Other Federal bonds—All other issues of the U.S. Government and its instrumentalities, except savings bonds and notes, were included under this heading.

Corporate and foreign bonds—These included bonds and notes issued by private domestic corporations and foreign bonds whether government or corporate.

Cash

Cash included currency on hand or in safety deposit boxes, checks, bank deposits and notes, and savings and loan accounts.

Charitable bequests

A deduction was allowed for property transferred to or for the use of (1) the United States, any State, or subdivision, (2) religious organizations, and (3) either publicly or privately owned institutions operated for charitable, scientific, literary or educational purposes. Transfers were also deductible to fraternal societies, orders, lodges, veterans organizations and other tax-exempt organizations.

Citizens and resident aliens

These were citizens and resident aliens who at death were domiciled in the United States or citizens who were domiciled abroad; or citizens in United States possessions if their U.S. citizenship had been acquired independently of their connection with the possession.

Corporate stock

This asset included all common, preferred, and debenture stock listed or unlisted of domestic and foreign corporations, including stock in closely held corporations, as well as certificates of deposit issued for stocks, stock scrip, and dividends accrued on all stocks. The value of a seat on, or membership in, a stock exchange was also included.

Date-of-death value

The amount of property in this category was the "fair market value" of all property at the date of death of the decedent. This value was used as the criteria for filing an estate tax return, but was not the only value that could be used in valuing property for estate tax purposes (see "Alternate value").

Debt deduction

This amount was derived by subtracting nondeductible debts from the total debts of the decedent.

Debts and mortgages

This category included claims against the estate for unpaid debts, last illness expenses, accrued taxes, and unsecured notes.

Medical expenses—These items included drugs, nurses' and doctors' fees, and miscellaneous medical bills outstanding at time of death.

Other expenses—These expenses comprised such items as unpaid mortgages plus accrued interest, other unpaid debts, unsecured notes, accrued property taxes and unpaid gift taxes.

Economic estate

This measure of the estate was obtained by subtracting from total estate all of the decedent's outstanding debts and his lifetime transfers, but including life insurance at face value, net of policy loans.

Estate tax after credits

This was the tax liability of the estate remaining after subtraction of credits for State death taxes, foreign death taxes, Federal gift taxes and prior Federal estate tax.

Estate tax before credits

This was the tax obtained by applying the graduated estate tax rates to taxable estate. The rates ranged from 3 percent on the first $5,000 of taxable estate to 77 percent of taxable estate of $10,000,000 or more.

Exemption

Estates of citizen and resident alien decedents were allowed an exemption of $60,000 from gross estate.

Funeral expenses

The cost of the decedent's funeral which was allowable under local law was deductible. Excluded were funeral expenses paid by insurance policies, burial plans, and Social Security benefits.

Gross estate

The gross estate for tax purposes included all the property or interests in property not reduced by mortgages, debts (except policy loans against insurance), or administrative

expenses. Property included such items as real estate regardless of which country it was located in, tangible and intangible personal property, certain lifetime gifts, property over which the decedent had a general power of appointment, dower and curtesy of surviving spouse, the net value of life insurance, decedent's interest in annuities receivable by surviving beneficiary, the decedent's part of community property, and, with certain exceptions, joint estates with right of survivorship and tenancies by the entirety.

Household goods and other assets

This category included property not identifiable as one of the specific kinds of assets presented in this report. It consisted of items which were not reported as business assets on the tax return, such as personal effects, royalties, patent and mineral rights, automobiles, cemetery lots, and the lump sum benefit from Social Security toward the decedent's funeral expenses.

Life Insurance

Face value—This classification included all the insurance on the decedent's life received by the estate and insurance in which the decedent had incidents of ownership (power to change the beneficiary, cancel or assign a borrow on the policy). Other includible items were death benefits paid by fraternal beneficial societies operating under the lodge system, policies pledged for loans or other debts and the replacement cost of insurance on the lives of others. Paid-up additions, accumulated dividends and post-mortem dividends were added to the total amount. The face value was not reduced by outstanding policy loans (as was done in computing net proceeds from life insurance for inclusion in gross estate on the estate tax return).

Policy loans—These loans consisted of the principal of, and interest on, any indebtedness to an insurance company. In this report, these outstanding loans were considered a component of the debt deduction (table 3). However, policy loans were subtracted from the face value of life insurance in computing the net proceeds for inclusion in gross estate on the estate tax return, Form 706.

Lifetime transfers

Included were two kinds of gifts which, by law, had to be reported in gross estate: (1) incomplete transfers, i.e., property interests given in such a way that ownership was not actually relinquished, and (2) outright gifts made within 3 years of death, presumed to be in "contemplation of death."

Marital deduction

A deduction was allowed estates of married decedents for qualified transfers of property to the surviving spouse. The deduction was limited to the smaller of (1) the value of the property transferred to the spouse, or (2) one-half of an adjusted gross estate. The adjusted gross estate was restricted to noncommunity property, reduced by any debts and administrative expenses and losses allocable to such property.

Marital status of decedent

The classification of marital status was determined from information on page 3 of Form 706 and reflected the decedent's status at time of death. Legally separated and divorced decedents, and decedents whose marital status was not indicated on the return were included in "other decedents" in the tables showing marital status as a classification.

Noncorporate business assets

These were the total business assets of the decedent, exclusive of real estate. Included were net proprietorship, partnership, and unincorporated business interests.

Nondeductible debts

These debts were unpaid obligations against property subject to claims exceeding the value of all such property. In prior reports, this item was labelled "disallowed deductions."

Notes and mortgages

These assets were in the form of promissory notes, loans, debts due the decedent, mortgages, trust deeds, and contracts to sell land, including accrued interest.

Real estate

This asset included the full value, not equity, of business or personal real property (land, buildings, improvements and natural resources) owned or under contract to purchase by the decedent if situated principally in the United States. The Revenue Act of 1962 provided for the inclusion of foreign real estate for all decedents dying after July 1, 1964. For decedents dying between October 15, 1962 and July 1, 1964, only foreign real estate acquired after February 1, 1962 was includable. Accrued rent on real property was included in the total.

Sex of decedent

The classification of the sex of the decedent was determined from the given name of the decedent and any other relevant information.

Taxable and nontaxable returns

Taxable returns were those with estate tax after credits (line 8, page 1, Form 706). In reports prior to 1965, taxable returns were those with an estate tax before credits (line 1, page 1, Form 706).

Taxable estate

Taxable estate was the base to which the graduated Federal estate tax rates were applied in computing the estate tax before credits. Both allowable deductions and the exemption were subtracted from gross estate to arrive at taxable estate.

Tax Credits

Foreign, gift and prior estate taxes—These three credits

are shown in total only. Credit was allowable for death taxes paid to foreign countries on property includable in gross estate on the tax return. Credit was allowed for taxes on all property provided the taxed property was situated in the country to which the death tax was paid. The estates of citizens and resident alien decedents had the option to apply all or a portion of the credit, depending upon the limitations or the provisions of tax treaties or conventions where these existed.

Also allowed was a credit for Federal gift taxes paid by the decedent on transfers made, during his life, of property which was included in gross estate on tax return. Such transfers included those presumed to be "in contemplation of death" made within 3 years prior to death, those with retained interests and those which took effect at death. Generally this credit was equal to the lesser of (1) the gift tax paid on the included gift or (2) the estate tax attributable to the inclusion of the gift.

A tax credit was allowed for Federal estate tax paid on property received by the decedent or his estate from a transferor who died within 10 years before, or 2 years after, the decedent. It was intended to limit the burden of double taxation between successive estates whose owners had died within a short period of time. This credit was first limited to the lesser of the Federal estate tax attributable to the transferred property (1) in the transferor's estate or (2) in the decedent's (transferee's) estate. It was then further limited by the following scale of percentages:

Date of death of decedent (transferee)	*Percent of tax paid, allowed as a credit*
Within 2 years before or after death of transferor	100%
After death of transferor:	
Over 2 and under 4 years	80%
Over 4 and under 6 years	60%
Over 6 and under 8 years	40%
Over 8 and under 10 years	20%
Over 10 years	No Credit

State death taxes—A tax credit was permitted for inheritance, legacy, successor, or estate taxes actually paid to any State or the District of Columbia on property included in gross estate, and was limited to the amount of credit computed by using Table B, page 40, Form 706.

Total Estate

This amount was derived by adding gross estate (used in the estate tax computation) to outstanding policy loans against life insurance and subtracting lifetime transfers.

Description of the Sample and Limitations of the Data

Description of the Sample

Data source and return type

The data presented in this report for estate tax returns are estimates based on a stratified sample of all Forms 706 filed in 1970, regardless of year of death of the decedent. The total sample, selected before audit, consisted of 44,771 returns, about 32 percent of the total number filed.

Table A.—ESTATE TAX RETURNS FILED IN 1970: NUMBER OF RETURNS IN THE POPULATION AND IN THE SAMPLE, AND PRESCRIBED AND ACHIEVED SAMPLING RATES

Stratum	Number of returns		Sampling rates	
	Population[1]	Sample[2]	Prescribed	Achieved
	(1)	(2)	(3)	(4)
Total	140,069	44,771	-	-
Gross estate under $300,000	124,896	29,598	.200	.237
Gross estate $300,000 or more	15,173	15,173	1.000	1.000

[1]Includes returns of nonresident alien decedents filed with the Office of International Operations.
[2]Excludes returns described in footnote 1.

Selection of the sample

The sample was manually selected from returns filed at the seven Internal Revenue service centers and at the Office of International Operations (OIO) in the National Office. Prior to sampling, the returns were separated into two strata based on the size of gross estate. Returns with gross estate $300,000 and over were selected at a 100 percent rate, whereas returns with gross estate under $300,000 were selected at a 20 percent rate. The sample was obtained by designating returns from each stratum according to the specific sampling rate for that stratum and using the ending digits of document locator numbers assigned to the returns shortly after they were filed. Table A shows the number of returns filed, the number of returns in the sample, and the prescribed and achieved sampling rates by sampling strata.

Method of estimation

An actual weight, rounded to two decimal places, for each sample stratum was calculated by dividing the number of returns filed by the number of returns selected for the sample. For calculating the estimates, sample data were weighted by integer weighting factors, derived from the actual weights. For example, the national weight for the stratum with gross estate under $300,000 was 4.22, so 22 percent of the sample returns in that stratum were given a weight of 5 and 78 percent a weight of 4. This system of integer weighting permits all frequencies shown in tables throughout this report to consistently add to the appropriate totals. However, weighted amounts for each return were rounded to thousands of dollars at a later stage of statistical processing, thus preventing similar adding to totals for amounts. To correct any discrepancies between table totals, control totals were established and carried to all tables.

Differences between the prescribed and achieved sampling rates occurred for the following reasons:

(1) the ending digits of the document locator number used for selection of the sample were subject to random fluctuation,

(2) not all returns designated for the sample were located even after follow-up and,

(3) the exclusion of returns of nonresident aliens from the sample counts.

There is a difference between the total number of returns shown in the national tables of this report and the number of returns reported filed in table A. This slight difference is due to the exclusion from the sample of (1) tentative returns, (2) amended returns not associated with the original, (3) returns apparently filed without reason, with gross estate (at date of death) less than or equal to $60,000, and (4) returns

of nonresident alien decedents, Forms 706NA. The exclusion of nonresident alien returns caused a slight overstatement in the estimate for total number of returns of about .5 percent. Other frequencies as well as amounts are subject to the same type of limitation. Because of the impact that nonresident alien returns would have had on the geographical statistics, no separate data are presented for any decedents whose executors filed with the Office of International Operations.

Limitations of the Data

Sampling variability

The relative sampling variability is the standard deviation of the estimate expressed as a percent of the estimate. The standard deviation when added to and subtracted from the estimate provides the computed upper and lower limits within which approximately two out of three estimates derived from similarly selected samples would be expected to fall.

"Upper limit" relative sampling variability estimates based on a special formula are shown in table B for frequency estimates in general. These percents are somewhat higher than those which would have been yielded by the standard formula. According to Table B, if 8,000 were the estimated number of estate tax returns with gross estate under $300,000, then the relative sampling variability obtained would be expected to be less than 2.0 percent. But the conservative nature of this sampling variability estimate may be illustrated by comparing it with the calculated, more precise, relative sampling variability in table C for a similar number of returns in a specific size of total assets class. Table C shows that for 8,145 returns in the $70,000 to $80,000 total asset size class, the relative sampling variability is 1.93 percent.

Achieved sampling rates vary sufficiently among Internal Revenue districts to necessitate using different sampling weights for each district in order to produce State estimates. For this reason and the explanations in the Selection of Sample, the totals for items shown in the State table (table 15) will differ slightly from corresponding totals for items in the national tables.

Table C provides the relative sampling variability of selected frequencies and amounts classified by size of total estate based on the standard statistical formula.

Table B.—ESTATE TAX RETURNS FILED IN 1970: RELATIVE SAMPLING VARIABILITY AT THE ONE STANDARD DEVIATION LEVEL OF THE ESTIMATED NUMBER OF RETURNS

Estimated number of returns	Gross estate— Under $300,000	Gross estate— $300,000 or more
	(Percent)	
25	(1)	Generally not subject to sampling variability since all returns were prescribed for the sample.
30	32.8	
50	25.4	
100	17.9	
250	11.3	
500	8.0	
800	6.3	
1,000	5.7	
1,500	4.6	
2,000	4.0	
4,000	2.8	
6,000	2.3	
8,000	2.0	
10,000	1.8	
25,000	1.1	
50,000	0.8	
70,000	0.7	
100,000	0.6	
135,000	0.5	

[1]Sample too small to yield reliable estimate of sampling variability.

Frequencies and amounts considered subject to excessive sampling variability are not shown in the tables although they are reflected in the appropriate totals. Where sampling variability was judged to be excessive, data in particular cells have been deleted or have been combined for a group of cells. The data were combined in such a manner that the combined sampling variability was not excessive. Where deletions were made in tables, the applicable cells are noted with an asterisk (*). Where combinations of data were made, the combined totals are presented beside the bracketed cells to which they relate.

Other limitations due to sampling

The presence of a dash instead of a frequency or amount in a cell of any table indicates either of the following:

(1) if returns were sampled at the 100 percent rate, the no returns had the particular characteristic, or

(2) if returns were sampled at a rate less than 100 percent, then no returns in the population had the characteristic or the characteristic was so rare that it did not appear on any sample returns.

Sample management and non-sampling controls

An extensive system of sample management and control was used by the National Office, Statistics Division to insure the selection of the prescribed sample and to provide counts of the number of returns filed in each sample class. Sample controls for the two sampling groups were maintained for each Internal Revenue Service Center.

In processing returns for collection purposes and, later, in processing the sample of returns for statistical purposes, several steps were taken to reduce taxpayer-reporting errors and errors introduced in data processing operations. All the estate returns filed during 1970 were mathematically verified before they were made available for sample selection. However, corrections resulting from mathematical verification of the taxpayer's entries during revenue processing were not always available for the statistics.

In editing, transcribing, and tabulating the information from the sampled returns, additional checks were imposed to improve the quality of the resulting estimates. Returns that showed data in accompanying schedules but not on the appropriate lines of the return forms and returns with obvious errors were edited and properly adjusted.

Prior to tabulation at the Internal Revenue Service Data Center, numerous tests for internal consistency were designated by the Statistics Division and were applied to the data using electronic computers. This assured that proper balance and relationships among the return items and statistical classifications were maintained.

Finally, prior to publication, all statistics were reviewed for accuracy and reasonableness, in light of provisions of tax law, taxpayer reporting variations and limitations, and statistical techniques used in data processing.

However, the controls maintained over the selection of the sample returns, the processing of the source data, and the review of the statistics did not completely eliminate the possibility of error. In addition, practical operating considerations necessitated allowance of reasonable tolerances in the statistical processing of the data.

[Money amounts in thousands of dollars]

Size of total estate	Returns		Total estate		Type of property										Total deductions		Type of deduction	
					Real estate		Total bonds		Corporate stock		Life insurance		Lifetime transfers				Executors' commissions	
	Number	Relative sampling variability (Percent)	Amount	Relative sampling variability (Percent)	Amount	Relative sampling variability (Percent)	Amount	Relative sampling variability (Percent)	Amount	Relative sampling variability (Percent)	Amount	Relative sampling variability (Percent)	Amount	Relative sampling variability (Percent)	Amount	Relative sampling variability (Percent)	Amount	Relative sampling variability (Percent)
	(1)	(2)	(3)	(4)	(5)	(6)	(7)	(8)	(9)	(10)	(11)	(12)	(13)	(14)	(15)	(16)	(17)	(18)
Grand total	133,944	0.10	27,445,078	0.19	6,073,402	0.45	2,166,728	0.55	10,495,318	0.31	1,618,994	0.83	2,262,109	0.67	18,696,537	0.44	358,073	0.44
Taxable returns, total	93,424	0.33	23,459,524	0.27	4,790,616	0.58	1,969,226	0.58	9,698,514	0.34	1,142,086	1.04	2,151,926	0.67	13,972,554	0.30	332,911	0.46
Under $60,000	3,193	2.98	85,468	3.70	18,795	6.49	4,544	10.76	9,654	9.08	8,392	8.15	506,868	2.25	284,848	2.78	2,901	5.72
$60,000 under $70,000	3,757	2.87	249,516	2.89	69,201	4.14	16,505	6.86	49,951	4.92	10,329	7.92	46,866	6.36	251,116	2.88	1,580	6.20
$70,000 under $80,000	8,145	1.93	605,256	1.93	168,930	2.82	38,065	4.71	131,491	3.26	24,955	5.78	48,592	4.86	549,245	1.92	6,159	3.62
$80,000 under $90,000	6,766	2.13	571,438	2.13	153,952	3.13	34,532	5.45	133,839	3.42	27,173	5.96	57,442	8.20	474,638	2.15	6,275	3.81
$90,000 under $100,000	5,796	2.31	547,244	2.31	162,896	3.30	35,314	5.51	119,285	3.73	21,870	6.08	33,318	7.50	411,767	2.34	6,371	4.03
$100,000 under $120,000	8,936	1.84	975,365	1.84	285,126	2.64	59,368	4.50	233,565	2.92	48,689	4.90	72,862	3.69	682,256	1.84	12,904	3.11
$120,000 under $150,000	13,227	1.48	1,781,940	1.49	507,966	2.12	106,320	3.66	462,153	2.28	130,329	3.44	85,925	4.29	1,281,612	1.55	18,814	2.82
$150,000 under $200,000	14,440	1.41	2,484,129	1.41	673,291	2.03	147,505	3.35	713,176	2.07	204,981	3.11	106,732	3.34	1,670,246	1.48	26,734	2.63
$200,000 under $300,000	12,965	1.48	3,131,513	1.49	766,192	2.21	191,986	3.40	1,062,641	2.03	237,035	3.23	120,962	2.09	1,835,616	1.59	38,678	2.57
$300,000 under $500,000	8,677	0.93	3,298,337	0.91	697,341	1.56	242,734	1.87	1,345,974	1.00	196,884	2.14	160,361	0.80	1,668,058	1.10	47,094	1.16
$500,000 under $1,000,000	5,024	0.90	3,416,385	0.88	594,411	1.82	308,134	1.48	1,651,450	0.92	130,853	1.40	160,257	0.29	1,517,878	1.18	52,586	1.03
$1,000,000 under $2,000,000	1,654	(1)	2,229,661	(1)	296,298	(1)	250,390	(1)	1,245,015	(1)	52,927	(1)	101,084	(1)	889,828	(1)	36,296	(1)
$2,000,000 under $3,000,000	380	(1)	922,252	(1)	95,615	(1)	112,707	(1)	565,151	(1)	14,887	(1)	28,535	(1)	361,623	(1)	15,801	(1)
$3,000,000 under $5,000,000	257	(1)	971,535	(1)	96,403	(1)	140,985	(1)	591,575	(1)	15,241	(1)	37,684	(1)	393,308	(1)	17,811	(1)
$5,000,000 under $10,000,000	144	(1)	991,909	(1)	93,579	(1)	129,214	(1)	640,379	(1)	8,288	(1)	39,252	(1)	498,907	(1)	19,556	(1)
$10,000,000 or more	63	(1)	1,197,576	(1)	110,620	(1)	150,923	(1)	743,215	(1)	9,253	(1)	545,186	(1)	1,201,608	(1)	23,351	(1)
Nontaxable returns, total	40,520	0.74	3,985,554	0.76	1,282,786	1.10	197,502	2.18	796,804	1.35	476,908	1.60	110,183	3.98	4,723,983	0.86	25,162	2.09
Under $60,000	1,079	5.47	38,917	6.19	10,218	9.02	2,186	17.52	6,457	12.17	4,104	11.62	60,350	6.48	115,179	5.44	521	9.98
$60,000 under $70,000	8,892	1.84	574,679	1.85	185,947	2.52	31,879	4.79	95,300	3.45	45,238	4.29	7,099	17.38	722,499	1.89	5,043	3.99
$70,000 under $80,000	6,433	2.19	478,460	2.20	172,062	2.79	20,310	6.02	71,126	4.09	60,063	4.06	6,411	12.99	627,868	2.21	2,487	5.99
$80,000 under $90,000	5,514	2.39	465,205	2.39	159,548	3.04	21,460	6.74	79,658	4.12	59,853	4.25	5,258	13.18	582,589	3.05	1,650	7.39
$90,000 under $100,000	4,977	2.49	470,401	2.50	151,867	3.23	25,360	6.45	79,489	4.25	65,809	4.28	3,654	20.58	556,526	2.51	1,710	7.78
$100,000 under $120,000	7,673	1.99	838,181	2.00	274,055	2.55	37,908	5.43	154,897	3.37	116,694	3.45	4,420	11.99	921,359	2.67	2,563	6.87
$120,000 under $150,000	3,897	2.85	502,943	2.85	170,056	3.61	14,735	8.90	90,019	4.60	86,160	4.52	2,969	21.19	538,147	2.86	2,490	8.31
$150,000 under $200,000	1,118	5.37	188,607	5.39	65,829	7.04	7,877	15.36	35,429	9.50	22,441	9.58	4,802	6.27	211,212	5.33	2,141	10.37
$200,000 under $300,000	480	8.13	114,151	8.18	36,353	11.34	4,888	20.54	32,140	12.59	9,618	15.75	2,654	6.07	124,422	8.12	1,441	14.02
$300,000 under $500,000	289	5.54	108,615	5.84	22,260	10.66	9,486	13.20	41,259	5.93	4,089	16.48	5,156	0.35	120,106	5.67	2,050	6.83
$500,000 under $1,000,000	121	6.61	79,766	6.69	16,601	16.99	6,877	9.04	36,176	6.84	1,538	(1)	3,303	(1)	82,063	6.76	1,670	3.59
$1,000,000 or more	47	(1)	125,629	(1)	17,990	(1)	14,536	(1)	74,854	(1)	1,301	(1)	4,107	(1)	122,013	(1)	1,396	(1)

Footnotes at end of table.

Table C.--RELATIVE SAMPLING VARIABILITY AT THE ONE STANDARD DEVIATION LEVEL FOR TOTAL ESTATE BY SELECTED TYPES OF PROPERTY, DEDUCTIONS, TAXABLE ESTATE, ESTATE TAX, AND TAX CREDITS, BY SIZE OF TOTAL ESTATE—Continued

[Money amounts in thousands of dollars]

Size of total assets	Type of deduction—Continued										Taxable estate		Estate tax before credits		Tax credits		Estate tax after credits	
	Attorneys' fees		Debt deduction		Charitable bequests		Marital deduction		Exemption									
	Amount	Relative sampling variability (Percent)	Amount	Relative sampling variability (Percent)	Amount	Relative sampling variability (Percent)	Amount	Relative sampling variability (Percent)	Amount	Relative sampling variability (Percent)	Amount	Relative sampling variability (Percent)	Amount	Relative sampling variability (Percent)	Amount	Relative sampling variability (Percent)	Amount	Relative sampling variability (Percent)
	(19)	(20)	(21)	(22)	(23)	(24)	(25)	(26)	(27)	(28)	(29)	(30)	(31)	(32)	(33)	(34)	(35)	(36)
Grand total	563,584	0.33	1,691,147	0.76	2,132,106	0.62	5,526,991	0.44	8,036,640	0.52	11,661,811	0.29	3,416,302	0.25	413,497	0.32	2,999,965	0.26
Taxable returns, total	493,217	0.39	1,316,836	0.79	1,727,034	0.47	4,190,378	0.57	5,605,440	0.33	11,633,835	0.29	3,406,969	0.25	404,168	0.32	2,999,965	0.26
Under $60,000	7,179	3.38	13,117	4.90	16,066	5.43	46,303	6.19	191,580	2.97	307,267	2.28	79,344	2.08	9,002	4.49	70,199	2.09
$60,000 under $70,000	5,402	3.81	2,954	10.39	3,661	32.97	6,247	13.08	225,420	2.88	44,626	5.12	7,869	6.33	990	14.85	6,854	6.30
$70,000 under $80,000	15,495	2.39	10,416	4.36	3,579	20.26	9,042	11.93	488,700	1.93	103,720	2.30	12,445	3.10	1,134	3.62	11,312	3.19
$80,000 under $90,000	15,448	2.64	14,456	5.63	3,523	6.36	16,056	12.70	405,960	2.13	153,422	2.95	19,680	5.19	1,408	12.57	18,223	5.08
$90,000 under $100,000	14,432	2.80	14,623	5.52	4,786	13.79	11,906	11.59	347,760	2.31	168,351	2.44	20,517	2.97	843	6.76	19,669	2.94
$100,000 under $120,000	26,642	2.32	34,021	4.10	10,317	7.06	42,417	5.67	536,160	1.83	365,083	1.84	52,993	1.83	2,035	4.32	50,762	1.86
$120,000 under $150,000	41,315	1.95	55,919	3.65	12,698	9.13	329,944	2.46	793,620	1.48	585,329	1.75	99,201	1.82	3,508	5.33	94,500	1.83
$150,000 under $200,000	56,261	1.78	109,506	3.08	25,614	7.13	547,096	2.08	866,400	1.41	920,221	1.65	178,898	1.79	9,200	3.76	169,281	1.80
$200,000 under $300,000	68,604	1.86	174,260	3.32	52,962	6.57	682,405	2.16	777,900	1.48	1,416,585	1.64	317,710	1.74	20,748	3.02	296,291	1.74
$300,000 under $500,000	70,264	1.06	179,230	2.63	91,616	4.90	721,769	1.35	520,620	0.94	1,790,824	0.85	474,290	0.83	43,102	1.25	431,117	0.84
$500,000 under $1,000,000	66,930	0.97	207,691	2.99	151,551	3.32	704,962	1.47	301,440	0.89	2,059,025	0.75	604,137	0.74	67,470	1.23	536,641	0.74
$1,000,000 under $2,000,000	37,411	(1)	150,853	(1)	129,219	(1)	420,016	(1)	99,240	(1)	1,440,885	(1)	477,653	(1)	64,257	(1)	413,372	(1)
$2,000,000 under $3,000,000	15,916	(1)	72,158	(1)	72,558	(1)	154,408	(1)	22,800	(1)	589,162	(1)	218,965	(1)	32,620	(1)	186,345	(1)
$3,000,000 under $5,000,000	16,800	(1)	69,822	(1)	100,369	(1)	165,013	(1)	15,420	(1)	615,917	(1)	256,364	(1)	42,807	(1)	213,547	(1)
$5,000,000 under $10,000,000	15,904	(1)	109,743	(1)	137,041	(1)	200,093	(1)	8,640	(1)	532,264	(1)	254,575	(1)	43,733	(1)	210,836	(1)
$10,000,000 or more	19,214	(1)	98,067	(1)	911,474	(1)	132,701	(1)	3,780	(1)	541,154	(1)	332,328	(1)	61,311	(1)	271,016	(1)
Nontaxable returns, total	70,367	1.21	374,311	2.13	405,072	2.57	1,336,613	0.92	2,431,200	1.53	27,976	5.50	9,333	3.13	9,329	3.13	-	-
Under $60,000	1,568	7.84	3,957	18.60	20,142	12.39	22,318	7.63	64,740	5.44							-	-
$60,000 under $70,000	13,913	2.70	22,785	4.94	17,285	10.90	114,224	2.90	533,520	1.85							-	-
$70,000 under $80,000	8,796	3.16	33,400	4.59	14,257	10.40	171,503	2.51	385,980	2.20							-	-
$80,000 under $90,000	7,252	3.49	29,894	5.48	14,390	11.12	188,521	2.56	330,840	2.42							-	-
$90,000 under $100,000	6,927	3.70	28,756	5.38	17,147	11.48	194,233	2.65	298,620	2.50	11,556	12.84	1,873	14.84	1,868	14.87	-	-
$100,000 under $120,000	11,980	3.07	48,629	4.57	22,274	10.60	360,657	2.08	460,380	6.28							-	-
$120,000 under $150,000	8,823	4.28	71,511	4.65	25,675	11.06	186,130	3.05	233,820	2.84							-	-
$150,000 under $200,000	3,920	8.29	49,431	7.51	46,056	9.39	38,470	7.24	67,080	5.37							-	-
$200,000 under $300,000	1,482	11.54	34,432	11.68	39,305	12.15	17,426	12.06	28,800	8.13							-	-
$300,000 under $500,000	2,469	7.90	20,871	11.27	67,162	6.25	8,830	19.94	17,340	5.66	2,676	15.28	648	13.89	650	13.85	-	-
$500,000 under $1,000,000	1,603	6.55	10,831	21.24	53,369	8.11	6,579	(1)	7,260	6.40	4,536	(1)	1,325	(1)	1,324	(1)	-	-
$1,000,000 or more	1,634	(1)	19,814	(1)	68,010	(1)	27,722	(1)	2,820	(1)	9,208	(1)	5,487	(1)	5,487	(1)	-	-

[1]Not subject to sampling variability since these returns were sampled at the 100% rate.
NOTE: Detail may not add to total because of rounding.

[Money amounts in thousands of dollars]

Size of total estate	Number of returns	Total estate	Type of property: Real estate		Bonds									
					Total		Federal				State and local		Corporate and foreign	
							Savings		Other					
			Number of returns	Amount	Number of returns	Amount	Number of returns	Amount	Number of returns	Amount	Number of returns	Amount	Number of returns	Amount
	(1)	(2)	(3)	(4)	(5)	(6)	(7)	(8)	(9)	(10)	(11)	(12)	(13)	(14)
Total	133,944	27,445,078	103,425	6,073,402	64,887	2,166,728	41,639	555,919	15,265	749,402	7,942	560,099	24,132	301,308
Under $60,000	4,272	124,385	1,496	29,013	860	6,730	595	4,465	133	1,230	19	99	213	936
$60,000 under $70,000	12,649	824,195	9,177	255,148	5,221	48,384	4,098	34,225	620	6,713	136	612	1,192	6,834
$70,000 under $80,000	14,578	1,083,716	11,126	340,992	6,089	58,375	4,611	38,664	904	9,379	178	1,445	1,439	8,887
$80,000 under $90,000	12,280	1,036,643	9,383	313,500	4,989	55,992	3,715	37,607	652	9,314	138	1,288	1,395	7,783
$90,000 under $100,000	10,773	1,017,645	8,487	314,763	4,860	60,674	3,513	37,307	800	11,574	163	1,786	1,487	10,007
$100,000 under $120,000	16,609	1,813,546	13,290	559,181	7,638	97,276	5,482	60,812	1,225	16,303	341	3,460	2,323	16,701
$120,000 under $150,000	17,124	2,284,883	13,838	678,022	8,062	121,055	5,499	66,731	1,488	27,387	462	5,300	2,878	21,637
$150,000 under $200,000	15,558	2,672,736	12,573	739,120	7,907	155,382	4,878	71,171	1,992	38,967	822	12,077	3,297	33,167
$200,000 under $300,000	13,445	3,245,664	10,798	802,545	7,549	196,874	4,217	75,201	2,344	62,785	1,212	21,507	3,602	37,381
$300,000 under $500,000	8,966	3,406,952	7,145	719,601	5,887	252,220	2,845	62,223	2,251	93,838	1,545	51,206	3,032	44,953
$500,000 under $1,000,000	5,145	3,496,151	4,095	611,012	3,711	315,011	1,492	39,042	1,711	124,163	1,621	103,396	2,103	48,410
$1,000,000 under $2,000,000	1,687	2,271,998	1,319	302,037	1,367	255,987	495	14,414	714	102,351	789	114,966	753	24,256
$2,000,000 under $3,000,000	384	931,526	306	96,058	329	113,125	92	3,882	185	44,872	214	52,264	175	12,107
$3,000,000 under $5,000,000	265	1,001,972	208	104,952	230	143,673	66	3,886	132	65,017	165	61,772	130	12,998
$5,000,000 under $10,000,000	144	991,909	123	93,579	128	129,214	28	649	74	58,763	95	62,312	76	7,490
$10,000,000 or more	65	1,241,157	61	113,879	60	156,756	13	5,640	40	76,746	42	66,609	37	7,761

Size of total estate	Type of property—Continued: Corporate stock		Cash		Notes and mortgages		Life insurance		Annuities		Noncorporate business assets		Household goods and other assets	
	Number of returns	Amount	Number of returns	Amount	Number of returns	Amount	Number of returns	Amount	Number of returns	Amount	Number of returns	Amount	Number of returns	Amount
	(15)	(16)	(17)	(18)	(19)	(20)	(21)	(22)	(23)	(24)	(25)	(26)	(27)	(28)
Total	100,018	10,495,318	130,153	4,257,926	41,918	1,053,793	78,021	1,618,994	9,602	114,704	28,080	823,876	115,991	849,910
Under $60,000	1,422	16,111	3,675	42,928	786	6,576	1,655	12,496	233	1,639	374	1,866	3,172	7,285
$60,000 under $70,000	7,725	145,251	12,221	243,137	2,945	35,499	6,488	55,567	642	5,102	1,781	13,133	9,952	24,129
$70,000 under $80,000	9,304	202,617	14,139	291,345	3,449	45,649	7,902	85,018	1,001	7,085	2,351	19,559	12,082	34,224
$80,000 under $90,000	8,382	213,497	11,880	266,360	3,094	44,888	7,031	87,026	848	7,007	1,975	17,957	10,208	31,120
$90,000 under $100,000	7,488	198,774	10,468	254,101	2,898	44,950	6,449	87,679	776	6,642	1,861	20,587	9,181	30,132
$100,000 under $120,000	12,145	388,462	16,110	413,369	4,887	83,712	10,104	165,383	1,278	12,472	3,345	43,603	14,335	51,669
$120,000 under $150,000	13,413	552,172	16,732	483,937	5,420	97,788	10,749	216,489	1,357	14,505	3,778	59,701	14,948	62,612
$150,000 under $200,000	12,701	748,605	15,196	510,650	5,373	124,246	9,436	227,422	1,092	12,153	3,852	79,802	13,893	76,236
$200,000 under $300,000	11,804	1,094,781	13,209	531,426	5,376	151,233	8,327	246,653	1,050	15,490	3,586	106,465	12,326	101,092
$300,000 under $500,000	8,252	1,387,233	8,888	469,247	3,899	142,257	5,345	200,973	714	13,001	2,708	120,487	8,472	102,462
$500,000 under $1,000,000	4,889	1,687,626	5,099	382,994	2,488	133,220	3,069	132,391	381	10,411	1,627	114,787	4,927	108,970
$1,000,000 under $2,000,000	1,642	1,267,010	1,680	181,064	848	66,678	976	53,725	155	5,600	510	74,040	1,645	65,921
$2,000,000 under $3,000,000	379	571,733	382	56,726	195	20,703	210	14,888	28	1,182	130	26,944	380	30,186
$3,000,000 under $5,000,000	263	606,887	265	47,537	139	22,726	161	15,685	25	352	98	28,892	262	31,260
$5,000,000 under $10,000,000	144	640,379	144	36,852	78	14,447	81	8,288	14	1,151	70	36,295	143	31,724
$10,000,000 or more	65	774,180	65	46,253	43	19,221	38	9,311	8	912	34	59,758	65	60,888

NOTE: Detail may not add to total because of rounding.

472-176 O - 72 - 3

Table 5.—TOTAL ESTATE BY TYPE OF PROPERTY, DEDUCTIONS, TAXABLE ESTATE, ESTATE TAX, AND TAX CREDITS, BY SIZE OF TOTAL ESTATE

[Money amounts in thousands of dollars]

Size of total estate	Number of returns	Total estate	Type of property													
			Real estate		Bonds										Corporate stock	
					Total		Federal				State and local		Corporate and foreign			
							Savings		Other							
			Number of returns	Amount	Number of returns	Amount	Number of returns	Amount	Number of returns	Amount	Number of returns	Amount	Number of returns	Amount	Number of returns	Amount
	(1)	(2)	(3)	(4)	(5)	(6)	(7)	(8)	(9)	(10)	(11)	(12)	(13)	(14)	(15)	(16)
Grand total	133,944	27,445,078	103,425	6,073,402	64,887	2,166,728	41,639	555,919	15,265	749,402	7,942	560,099	24,132	301,308	100,018	10,495,318
Taxable returns, total	93,424	23,459,524	70,231	4,790,616	48,587	1,969,226	29,541	444,089	13,132	712,334	7,321	543,093	19,491	269,710	72,662	9,698,514
Under $60,000	3,193	85,468	998	18,795	622	4,544	435	3,038	103	1,016	(*)	(*)	146	459	982	9,654
$60,000 under $70,000	3,757	249,516	2,590	69,201	1,606	16,505	1,257	11,148	215	2,558	50	258	350	2,541	2,322	49,951
$70,000 under $80,000	8,145	605,256	5,683	168,930	3,606	38,065	2,697	24,659	592	7,033	123	1,109	876	5,264	5,236	131,491
$80,000 under $90,000	6,766	571,438	4,734	153,952	2,894	34,532	2,089	21,508	415	6,472	88	900	875	5,652	4,629	133,839
$90,000 under $100,000	5,796	547,244	4,237	162,896	2,672	35,314	1,902	20,096	552	8,223	108	1,300	846	5,695	3,968	119,285
$100,000 under $120,000	8,936	975,365	6,608	285,126	4,317	59,368	2,955	36,154	824	10,974	213	1,931	1,313	10,309	6,595	233,565
$120,000 under $150,000	13,227	1,781,940	10,424	507,966	6,650	106,320	4,562	59,237	1,299	23,567	411	4,450	2,321	19,066	10,413	462,153
$150,000 under $200,000	14,440	2,484,129	11,620	673,291	7,501	147,505	4,644	68,065	1,884	36,239	794	11,453	3,129	31,748	11,881	713,176
$200,000 under $300,000	12,965	3,131,513	10,410	766,192	7,327	191,986	4,097	73,474	2,270	61,578	1,170	21,080	3,510	35,854	11,416	1,062,641
$300,000 under $500,000	8,677	3,298,337	6,942	697,341	5,693	242,734	2,764	60,748	2,173	91,391	1,488	47,926	2,930	42,669	7,994	1,345,974
$500,000 under $1,000,000	5,024	3,416,385	4,004	594,411	3,624	308,134	1,456	37,917	1,681	122,354	1,584	100,607	2,046	47,256	4,778	1,651,450
$1,000,000 under $2,000,000	1,654	2,229,661	1,293	296,298	1,338	250,390	487	13,999	698	100,920	772	111,606	737	23,865	1,611	1,245,015
$2,000,000 under $3,000,000	380	922,252	303	95,615	326	112,707	91	3,881	183	44,651	211	52,110	174	12,065	375	565,151
$3,000,000 under $5,000,000	257	971,535	202	96,403	224	140,985	64	3,876	130	64,760	161	59,411	126	12,938	255	591,575
$5,000,000 under $10,000,000	144	991,909	123	93,579	128	129,214	28	649	74	58,763	95	62,312	76	7,490	144	640,379
$10,000,000 or more	63	1,197,576	60	110,620	59	150,923	13	5,640	39	71,835	42	66,609	36	6,839	63	743,215
Nontaxable returns, total	40,520	3,985,554	33,194	1,282,786	16,300	197,502	12,098	111,830	2,133	37,068	621	17,006	4,641	31,598	27,356	796,804
Under $60,000	1,079	38,917	498	10,218	238	2,186	160	1,427	(*)	(*)	(*)	(*)	67	477	440	6,457
$60,000 under $70,000	8,892	574,679	6,587	185,947	3,615	31,879	2,841	23,077	405	4,155	86	354	842	4,293	5,403	95,300
$70,000 under $80,000	6,433	478,460	5,443	172,062	2,483	20,310	1,914	14,005	312	2,346	55	336	563	3,623	4,068	71,126
$80,000 under $90,000	5,514	465,205	4,649	159,548	2,095	21,460	1,626	16,099	237	2,842	50	388	520	2,131	3,753	79,658
$90,000 under $100,000	4,977	470,401	4,250	151,867	2,188	25,360	1,611	17,211	248	3,351	55	486	641	4,312	3,520	79,489
$100,000 under $120,000	7,673	838,181	6,682	274,055	3,321	37,908	2,527	24,658	401	5,329	128	1,529	1,010	6,392	5,550	154,897
$120,000 under $150,000	3,897	502,943	3,414	170,056	1,412	14,735	937	7,494	189	3,820	51	850	557	2,571	3,000	90,019
$150,000 under $200,000	1,118	188,607	953	65,829	406	7,877	234	3,106	108	2,728	70	1,051	168	1,419	820	35,429
$200,000 under $300,000	480	114,151	388	36,353	222	4,888	120	1,727	74	1,207			92	1,527	388	32,140
$300,000 under $500,000	289	108,615	203	22,260	194	9,486	81	1,475	78	2,447	57	3,280	102	2,284	258	41,259
$500,000 under $1,000,000	121	79,766	91	16,601	87	6,877	36	1,125	30	1,809	37	2,789	57	1,154	111	36,176
$1,000,000 or more	47	125,629	36	17,990	39	14,536	11	426	21	6,820	24	5,875	22	1,415	45	74,854

Footnote at end of table.

[Money amounts in thousands of dollars]

Size of total estate	Type of property—Continued												Lifetime transfers		Total deductions
	Cash		Notes and mortgages		Life insurance		Annuities		Noncorporate business assets		Household goods and other assets				
	Number of returns	Amount	Number of returns	Amount	Number of returns	Amount	Number of returns	Amount	Number of returns	Amount	Number of returns	Amount	Number of returns	Amount	
	(17)	(18)	(19)	(20)	(21)	(22)	(23)	(24)	(25)	(26)	(27)	(28)	(29)	(30)	(31)
Grand total	130,153	4,257,926	41,918	1,053,793	78,021	1,618,994	9,602	114,704	28,080	823,876	115,991	849,910	15,969	2,262,109	18,696,537
Taxable returns, total	91,425	3,475,839	32,242	896,995	50,677	1,142,086	6,314	81,013	19,902	696,718	81,437	714,663	12,997	2,151,926	13,972,554
Under $60,000	2,759	31,010	605	5,218	1,089	8,392	183	1,400	262	938	2,373	5,670	3,193	506,868	284,848
$60,000 under $70,000	3,679	81,187	1,009	12,965	1,626	10,329	164	1,230	448	1,923	2,881	6,642	704	46,866	251,116
$70,000 under $80,000	7,961	186,734	2,154	29,887	3,547	24,955	483	2,644	1,071	6,309	6,554	16,826	779	48,592	549,245
$80,000 under $90,000	6,617	168,941	1,908	27,310	3,222	27,173	348	2,491	952	6,709	5,552	16,830	675	57,442	474,638
$90,000 under $100,000	5,690	154,821	1,715	27,185	2,753	21,870	315	2,682	901	8,748	4,824	14,740	533	33,318	411,767
$100,000 under $120,000	8,766	254,042	2,850	49,396	4,342	48,689	517	3,793	1,636	17,216	7,578	24,919	1,044	72,862	682,256
$120,000 under $150,000	12,983	408,667	4,233	76,557	7,662	130,329	977	9,198	2,663	35,810	11,467	45,978	1,190	85,925	1,281,612
$150,000 under $200,000	14,145	482,796	5,042	115,203	8,735	204,981	1,005	10,932	3,491	68,840	12,868	68,253	1,463	106,732	1,670,246
$200,000 under $300,000	12,748	519,702	5,216	147,209	7,999	237,035	1,024	15,078	3,414	97,510	11,879	95,023	1,335	120,962	1,835,616
$300,000 under $500,000	8,608	453,167	3,792	135,871	5,232	196,884	697	12,873	2,631	115,303	8,202	98,687	1,055	160,361	1,668,058
$500,000 under $1,000,000	4,979	371,979	2,434	129,970	3,020	130,853	376	9,622	1,600	113,566	4,811	106,669	651	160,257	1,517,878
$1,000,000 under $2,000,000	1,647	176,916	837	65,401	968	52,927	150	5,473	506	73,064	1,612	64,234	236	101,084	889,828
$2,000,000 under $3,000,000	379	56,371	193	19,323	209	14,887	28	1,182	128	26,932	376	30,103	57	28,535	361,623
$3,000,000 under $5,000,000	257	47,035	134	21,842	155	15,241	25	352	96	28,197	254	29,899	45	37,684	393,308
$5,000,000 under $10,000,000	144	36,852	78	14,447	81	8,288	14	1,151	70	36,295	143	31,724	24	39,252	498,907
$10,000,000 or more	63	45,619	42	19,211	37	9,253	8	912	33	59,358	63	58,466	13	545,186	1,201,608
Nontaxable returns, total	38,728	782,087	9,676	156,798	27,344	476,908	3,288	33,691	8,178	127,158	34,554	135,247	2,972	110,183	4,723,983
Under $60,000	916	11,918	181	1,358	566	4,104	50	239	112	928	799	1,615	1,079	60,350	115,179
$60,000 under $70,000	8,542	161,950	1,936	22,534	4,862	45,238	478	3,872	1,333	11,210	7,071	17,487	374	7,099	722,499
$70,000 under $80,000	6,178	104,611	1,295	15,762	4,355	60,063	518	4,441	1,280	13,250	5,528	17,398	330	6,411	627,868
$80,000 under $90,000	5,263	97,419	1,186	17,578	3,809	59,853	500	4,516	1,023	11,248	4,656	14,290	333	5,258	582,589
$90,000 under $100,000	4,778	99,280	1,183	17,765	3,696	65,809	461	3,960	960	11,839	4,357	15,392	255	3,654	556,526
$100,000 under $120,000	7,344	159,327	2,037	34,316	5,762	116,694	761	8,679	1,709	26,387	6,757	26,750	333	4,420	921,359
$120,000 under $150,000	3,749	75,270	1,187	21,231	3,087	86,160	380	5,307	1,115	23,891	3,481	16,634	125	2,969	538,147
$150,000 under $200,000	1,051	27,854	331	9,043	701	22,441	87	1,221	361	10,962	1,025	7,983	49	4,802	211,212
$200,000 under $300,000	461	11,724	160	4,024	328	9,618	(*)	(*)	172	8,955	447	6,069	47	2,654	124,422
$300,000 under $500,000	280	16,080	107	6,386	113	4,089	17	128	77	5,184	270	3,775	24	5,156	120,106
$500,000 under $1,000,000	120	11,015	54	3,250	49	1,538	5	789	27	1,221	116	2,301	15	3,303	82,063
$1,000,000 or more	46	5,639	19	3,551	16	1,301	5	127	9	2,083	47	5,553	8	4,107	122,013

Footnote at end of table.

Table 5.—TOTAL ESTATE BY TYPE OF PROPERTY, DEDUCTIONS, TAXABLE ESTATE, ESTATE TAX, AND TAX CREDITS, BY SIZE OF TOTAL ESTATE—Continued

[Money amounts in thousands of dollars]

Size of total estate	Type of deduction													
	Funeral expenses		Administrative expenses and losses								Debt deduction		Charitable bequests	
			Total		Executors' commissions		Attorneys' fees		Other expenses and losses					
	Number of returns	Amount	Number of returns	Amount	Number of returns	Amount	Number of returns	Amount	Number of returns	Amount	Number of returns	Amount	Number of returns	Amount
	(32)	(33)	(34)	(35)	(36)	(37)	(38)	(39)	(40)	(41)	(42)	(43)	(44)	(45)
Grand total	130,523	228,164	123,931	1,081,489	50,421	358,073	110,836	563,584	114,977	159,832	116,395	1,691,147	18,356	2,132,106
Taxable returns, total	92,002	163,414	89,750	969,452	41,839	332,911	81,118	493,217	85,058	143,324	84,457	1,316,836	13,851	1,727,034
Under $60,000	3,063	4,511	2,963	13,271	1,067	2,901	2,522	7,179	2,727	3,191	2,751	13,117	424	16,066
$60,000 under $70,000	3,687	5,068	3,337	7,766	999	1,580	2,937	5,402	3,034	784	3,133	2,954	290	3,661
$70,000 under $80,000	7,994	11,790	7,764	25,718	3,083	6,159	6,920	15,495	7,170	4,064	7,022	10,416	810	3,579
$80,000 under $90,000	6,679	9,752	6,489	24,891	2,748	6,275	5,896	15,448	6,052	3,168	6,018	14,456	762	3,523
$90,000 under $100,000	5,693	8,566	5,634	24,126	2,459	6,371	5,100	14,432	5,248	3,323	5,135	14,623	762	4,786
$100,000 under $120,000	8,812	13,620	8,659	45,721	4,243	12,904	7,955	26,642	8,274	6,175	8,112	34,021	1,206	10,317
$120,000 under $150,000	13,000	21,369	12,719	68,062	5,397	18,814	11,600	41,315	11,929	7,933	11,492	55,919	1,519	12,698
$150,000 under $200,000	14,271	25,400	14,006	96,230	6,024	26,734	12,749	56,261	13,339	13,235	13,179	109,506	1,864	25,614
$200,000 under $300,000	12,761	24,361	12,574	123,728	6,286	38,678	11,511	68,604	12,101	16,446	11,975	174,260	1,998	52,962
$300,000 under $500,000	8,604	18,510	8,412	136,313	4,811	47,094	7,578	70,264	8,176	18,955	8,285	179,230	1,821	91,616
$500,000 under $1,000,000	4,970	12,118	4,799	140,116	3,039	52,586	4,245	66,930	4,669	20,600	4,887	207,691	1,370	151,551
$1,000,000 under $2,000,000	1,636	4,765	1,583	85,735	1,088	36,296	1,386	37,411	1,544	12,028	1,628	150,853	589	129,219
$2,000,000 under $3,000,000	373	1,321	362	38,378	259	15,801	322	15,916	357	6,661	377	72,158	162	72,558
$3,000,000 under $5,000,000	255	1,138	250	41,546	178	17,811	217	16,800	242	6,935	257	69,822	137	100,369
$5,000,000 under $10,000,000	141	703	138	42,687	109	19,556	123	15,904	137	7,227	143	109,743	89	137,041
$10,000,000 or more	63	422	61	55,164	49	23,351	57	19,214	59	12,599	63	98,067	48	911,474
Nontaxable returns, total	38,521	64,750	34,181	112,037	8,582	25,162	29,718	70,367	29,919	16,508	31,938	374,311	4,505	405,072
Under $60,000	1,014	1,528	875	2,494	268	521	766	1,568	774	405	798	3,957	185	20,142
$60,000 under $70,000	8,494	13,317	7,772	21,368	2,689	5,043	6,942	13,913	6,908	2,412	6,863	22,785	1,197	17,285
$70,000 under $80,000	6,052	9,855	5,300	12,873	1,202	2,487	4,696	8,796	4,617	1,590	4,924	33,400	542	14,257
$80,000 under $90,000	5,181	8,700	4,550	10,244	879	1,650	3,899	7,252	3,953	1,342	4,118	29,894	398	14,390
$90,000 under $100,000	4,730	7,993	4,056	9,777	791	1,710	3,500	6,927	3,483	1,140	3,806	28,756	409	17,147
$100,000 under $120,000	7,260	12,421	6,338	16,998	1,061	2,563	5,348	11,980	5,425	2,455	5,885	48,629	491	22,274
$120,000 under $150,000	3,831	7,057	3,489	13,954	757	2,490	3,006	8,823	3,082	2,641	3,595	71,511	351	25,675
$150,000 under $200,000	1,082	2,008	997	8,167	426	2,141	882	3,920	921	2,106	1,073	49,431	370	46,056
$200,000 under $300,000	433	906	399	3,553	205	1,441	318	1,482	371	630	446	34,432	220	39,305
$300,000 under $500,000	281	511	250	5,392	184	2,050	232	2,469	239	873	267	20,871	212	67,162
$500,000 under $1,000,000	118	296	112	3,728	88	1,670	94	1,603	105	455	116	10,831	95	53,369
$1,000,000 or more	45	158	43	3,489	32	1,396	35	1,634	41	459	47	19,814	35	68,010

Footnote at end of table.

[Money amounts in thousands of dollars]

Size of total estate	Type of deduction—Continued: Marital deduction: Number of returns	Marital deduction: Amount	Exemption: Number of returns	Exemption: Amount	Taxable estate: Number of returns	Taxable estate: Amount	Estate tax before credits: Number of returns	Estate tax before credits: Amount	Tax credits: Total: Number of returns	Total: Amount	State death taxes: Number of returns	State death taxes: Amount	Foreign, gift, and prior estate taxes: Number of returns	Foreign, gift, and prior estate taxes: Amount	Estate tax after credits
	(46)	(47)	(48)	(49)	(50)	(51)	(52)	(53)	(54)	(55)	(56)	(57)	(58)	(59)	(60)
Grand total	62,477	5,526,991	133,944	8,036,640	93,765	11,661,811	93,765	3,416,302	48,256	413,497	46,878	332,656	7,110	80,841	2,999,965
Taxable returns, total	31,205	4,190,378	93,424	5,605,440	93,424	11,633,835	93,424	3,406,969	47,915	404,168	46,731	331,512	6,806	72,656	2,999,965
Under $60,000	596	46,303	3,193	191,580	3,193	307,267	3,193	79,344	1,553	9,002	1,404	6,096	421	2,906	70,199
$60,000 under $70,000	107	6,247	3,757	225,420	3,757	44,626	3,757	7,869	208	990	179	541	63	449	6,854
$70,000 under $80,000	301	9,042	8,145	488,700	8,145	103,720	8,145	12,445	286	1,134	197	839	139	295	11,312
$80,000 under $90,000	496	16,056	6,766	405,960	6,766	153,422	6,766	19,680	381	1,408	275	854	139	554	18,223
$90,000 under $100,000	525	11,906	5,796	347,760	5,796	168,351	5,796	20,517	391	843	242	545	199	298	19,669
$100,000 under $120,000	1,149	42,417	8,936	536,160	8,936	365,083	8,936	52,993	3,725	2,035	3,539	1,352	357	683	50,762
$120,000 under $150,000	5,476	329,944	13,227	793,620	13,227	585,329	13,227	99,201	7,164	3,508	7,009	1,820	659	1,688	94,500
$150,000 under $200,000	7,343	547,096	14,440	866,400	14,440	920,221	14,440	178,898	7,806	9,200	7,648	5,528	1,026	3,672	169,281
$200,000 under $300,000	6,720	682,405	12,965	777,900	12,965	1,416,585	12,965	317,710	10,831	20,748	10,733	12,609	1,370	8,139	296,291
$300,000 under $500,000	4,568	721,769	8,677	520,620	8,677	1,790,824	8,677	474,290	8,199	43,102	8,158	30,590	1,099	12,512	431,117
$500,000 under $1,000,000	2,674	704,962	5,024	301,440	5,024	2,059,025	5,024	604,137	4,905	67,470	4,888	50,929	790	16,541	536,641
$1,000,000 under $2,000,000	833	420,016	1,654	99,240	1,654	1,440,885	1,654	477,653	1,636	64,257	1,630	53,883	329	10,374	413,372
$2,000,000 under $3,000,000	184	154,408	380	22,800	380	589,162	380	218,965	373	32,620	373	29,122	87	3,498	186,345
$3,000,000 under $5,000,000	126	165,013	257	15,420	257	615,917	257	256,364	252	42,807	251	36,650	64	6,157	213,547
$5,000,000 under $10,000,000	81	200,093	144	8,640	144	532,264	144	254,575	143	43,733	143	40,094	39	3,639	210,836
$10,000,000 or more	26	132,701	63	3,780	63	541,154	63	332,328	62	61,311	62	60,060	25	1,251	271,016
Nontaxable returns, total	31,272	1,336,613	40,520	2,431,200	341	27,976	341	9,333	341	9,329	147	1,144	304	8,185	-
Under $60,000	627	22,318	1,079	64,740											-
$60,000 under $70,000	4,068	114,224	8,892	533,520											-
$70,000 under $80,000	5,205	171,503	6,433	385,980											-
$80,000 under $90,000	4,966	188,521	5,514	330,840											-
$90,000 under $100,000	4,569	194,233	4,977	298,620											-
$100,000 under $120,000	7,249	360,657	7,673	460,380	310	11,556	310	1,873	310	1,868	122	54	274	1,814	-
$120,000 under $150,000	3,494	186,130	3,897	233,820											-
$150,000 under $200,000	680	38,470	1,118	67,080											-
$200,000 under $300,000	282	17,426	480	28,800											-
$300,000 under $500,000	89	8,830	289	17,340	19	2,676	19	648	18	650	14	32	18	618	-
$500,000 under $1,000,000	27	6,579	121	7,260	11	4,536	11	1,325	11	1,324	10	102	11	1,222	-
$1,000,000 or more	16	27,722	47	2,820	1	9,208	1	5,487	1	5,487	1	956	1	4,531	-

(*) Estimate is not shown separately because of high sampling variability. However, the data are included in the appropriate totals.
NOTE: Detail may not add to total because of rounding.

Table 6.—TOTAL ESTATE BY TYPE OF PROPERTY, BY SIZE OF ECONOMIC ESTATE

[Money amounts in thousands of dollars]

Size of economic estate	Number of returns	Total estate	Debts of the decedent		Economic estate	Type of property									
						Real estate		Bonds							
								Total		Federal				State and local	
										Savings		Other			
			Number of returns	Amount		Number of returns	Amount	Number of returns	Amount	Number of returns	Amount	Number of returns	Amount	Number of returns	Amount
	(1)	(2)	(3)	(4)	(5)	(6)	(7)	(8)	(9)	(10)	(11)	(12)	(13)	(14)	(15)
Total	133,944	27,445,078	116,416	1,703,996	25,741,082	103,425	6,073,402	64,887	2,166,728	41,639	555,919	15,265	749,402	7,942	560,099
Deficit estate	583	32,236	515	62,763	-30,527	104	13,019	48	970	(*)	(*)	(*)	(*)	(*)	(*)
$1 under $60,000	6,995	332,833	6,344	111,546	271,287	4,246	157,432	1,525	11,037	1,064	6,398	210	2,489	48	218
$60,000 under $80,000	29,133	2,156,604	23,852	128,688	2,027,916	22,108	701,575	11,869	111,313	9,030	74,371	1,619	17,330	339	2,351
$80,000 under $100,000	22,792	2,151,436	18,820	122,952	2,028,484	17,752	671,140	9,838	118,942	7,161	76,032	1,471	21,439	297	3,131
$100,000 under $150,000	32,548	4,175,119	27,908	234,566	3,940,553	26,010	1,262,065	15,645	221,635	10,869	126,738	2,768	45,116	839	9,794
$150,000 under $200,000	14,251	2,581,008	12,945	135,454	2,445,554	11,390	686,357	7,594	153,511	4,705	70,010	1,932	39,021	807	11,777
$200,000 under $300,000	12,272	3,108,031	11,248	157,768	2,950,263	9,709	722,027	7,227	200,635	3,986	74,282	2,294	64,368	1,234	22,589
$300,000 under $500,000	8,385	3,366,751	7,971	175,581	3,191,170	6,611	694,722	5,678	255,812	2,732	62,342	2,236	97,168	1,540	53,108
$500,000 under $1,000,000	4,670	3,338,745	4,528	165,378	3,173,367	3,684	544,178	3,494	315,144	1,427	38,140	1,633	126,845	1,590	104,158
$1,000,000 under $2,000,000	1,549	2,210,358	1,523	124,411	2,085,947	1,188	265,841	1,291	257,021	463	14,058	697	103,629	764	115,351
$2,000,000 under $3,000,000	352	922,075	349	62,328	859,747	279	94,028	311	118,815	81	3,501	175	48,923	210	54,522
$3,000,000 under $5,000,000	233	968,248	233	88,612	879,636	187	103,766	200	131,767	65	3,779	112	56,598	147	58,810
$5,000,000 under $10,000,000	128	949,132	127	76,977	872,155	107	64,905	117	129,601	24	587	72	63,507	89	59,481
$10,000,000 or more	53	1,102,502	53	56,972	1,045,530	50	92,347	50	140,525	13	5,640	34	62,824	37	64,563

Size of economic estate	Type of property—Continued															
	Bonds—Continued		Corporate stock		Cash		Notes and mortgages		Life insurance		Annuities		Noncorporate business assets		Household goods and other assets	
	Corporate and foreign															
	Number of returns	Amount	Number of returns	Amount	Number of returns	Amount	Number of returns	Amount	Number of returns	Amount	Number of returns	Amount	Number of returns	Amount	Number of returns	Amount
	(16)	(17)	(18)	(19)	(20)	(21)	(22)	(23)	(24)	(25)	(26)	(27)	(28)	(29)	(30)	(31)
Total	24,132	301,308	100,018	10,495,318	130,153	4,257,926	41,918	1,053,793	78,021	1,618,994	9,602	114,704	28,080	823,876	115,991	849,910
Deficit estate	(*)	(*)	122	4,764	308	3,598	77	2,238	128	2,961	(*)	(*)	77	2,061	288	2,414
$1 under $60,000	387	1,932	3,204	44,465	6,416	65,324	1,495	17,496	3,702	47,653	389	2,793	1,389	19,438	5,744	17,612
$60,000 under $80,000	2,879	17,261	18,467	377,839	28,220	561,653	7,078	94,039	15,955	187,765	1,797	13,225	4,763	45,708	23,836	65,890
$80,000 under $100,000	2,906	18,340	15,938	429,039	22,075	520,483	6,111	97,931	13,427	188,705	1,629	14,128	3,956	46,760	19,179	65,775
$100,000 under $150,000	5,326	39,987	24,981	965,123	31,770	903,687	10,113	183,159	19,949	382,856	2,538	26,691	6,912	118,009	28,266	114,518
$150,000 under $200,000	3,129	32,703	11,921	761,326	13,997	491,999	5,005	119,409	8,552	213,946	1,015	11,816	3,332	73,843	12,754	69,758
$200,000 under $300,000	3,491	39,396	10,890	1,088,925	12,095	524,540	4,995	146,876	7,364	216,674	967	14,476	3,116	94,783	11,257	99,942
$300,000 under $500,000	2,934	43,194	7,748	1,405,424	8,330	466,306	3,686	142,874	4,909	174,250	678	12,729	2,420	113,516	7,919	101,647
$500,000 under $1,000,000	1,965	46,001	4,470	1,655,853	4,634	371,239	2,202	122,058	2,732	117,079	361	9,603	1,381	102,841	4,477	100,974
$1,000,000 under $2,000,000	708	23,983	1,516	1,269,595	1,543	176,751	761	61,800	870	43,942	150	6,205	451	62,322	1,510	66,933
$2,000,000 under $3,000,000	169	11,869	349	574,197	351	51,986	171	17,546	190	12,916	25	426	114	25,686	349	26,487
$3,000,000 under $5,000,000	112	12,580	231	591,969	233	42,218	122	20,438	141	13,960	23	479	85	31,188	232	32,469
$5,000,000 under $10,000,000	68	6,026	128	626,869	128	34,888	66	14,298	73	11,865	14	1,075	58	37,926	127	27,728
$10,000,000 or more	31	7,498	53	699,930	53	43,254	36	13,631	29	4,422	6	834	26	49,795	53	57,763

(*) Estimate is not shown separately because of high sampling variability. However, the data are included in the appropriate totals.
NOTE: Detail may not add to total because of rounding.

[Money amounts in thousands of dollars]

Size of estate by type	All returns	Number of returns by size of total estate															
		Under $60,000	$60,000 under $70,000	$70,000 under $80,000	$80,000 under $90,000	$90,000 under $100,000	$100,000 under $120,000	$120,000 under $150,000	$150,000 under $200,000	$200,000 under $300,000	$300,000 under $500,000	$500,000 under $1,000,000	$1,000,000 under $2,000,000	$2,000,000 under $3,000,000	$3,000,000 under $5,000,000	$5,000,000 under $10,000,000	$10,000,000 or more
	(1)	(2)	(3)	(4)	(5)	(6)	(7)	(8)	(9)	(10)	(11)	(12)	(13)	(14)	(15)	(16)	(17)
GROSS ESTATE																	
Total	133,944	4,272	12,649	14,578	12,280	10,773	16,609	17,124	15,558	13,445	8,966	5,145	1,687	384	265	144	65
Under $60,000	-	-	-	-	-	-	-	-	-	-	-	-	-	-	-	-	-
$60,000 under $70,000	12,706	825	11,800	77	(*)	-	-	-	-	-	-	-	-	-	-	-	-
$70,000 under $80,000	14,739	626	312	13,666	115	20	-	-	-	-	-	-	-	-	-	-	-
$80,000 under $90,000	12,431	471	143	320	11,379	106	8	4	-	-	-	-	-	-	-	-	-
$90,000 under $100,000	11,071	345	99	151	283	10,060	129	-	-	-	-	-	-	-	-	-	-
$100,000 under $120,000	16,946	430	99	130	210	328	15,647	102	-	-	-	-	-	-	-	-	-
$120,000 under $150,000	17,849	456	66	113	109	124	546	16,327	108	-	-	-	-	-	-	-	-
$150,000 under $200,000	16,196	408	(*)	48	60	72	163	474	14,862	77	-	-	-	-	-	-	-
$200,000 under $300,000	14,033	284	55	(*)	48	(*)	(*)	105	436	12,964	50	-	-	-	-	-	-
$300,000 under $500,000	9,591	252	26	23	51	25	49	55	77	304	8,718	11	-	-	-	-	-
$500,000 under $1,000,000	5,542	127	12	11	13	8	20	39	50	68	149	5,040	5	-	-	-	-
$1,000,000 under $2,000,000	1,848	34	4	4	5	3	11	15	12	27	28	64	1,640	1	-	-	-
$2,000,000 under $3,000,000	447	7	1	-	3	2	-	2	4	3	14	13	26	372	-	-	-
$3,000,000 under $5,000,000	308	7	-	1	-	-	3	1	5	1	3	9	13	8	257	-	-
$5,000,000 under $10,000,000	160	-	-	1	-	-	-	-	-	-	3	6	1	2	7	140	-
$10,000,000 or more	77	-	-	-	-	-	-	-	-	1	1	2	2	1	1	4	65
ECONOMIC ESTATE																	
Total	133,944	4,272	12,649	14,578	12,280	10,773	16,609	17,124	15,558	13,445	8,966	5,145	1,687	384	265	144	65
Deficit estate	583	459	(*)	(*)	(*)	(*)	(*)	(*)	(*)	(*)	12	11	1	1	1	-	-
$1 under $60,000	6,995	3,813	1,391	831	356	168	177	147	65	28	16	3	-	-	-	-	-
$60,000 under $80,000	29,133	-	11,253	13,741	2,376	816	495	290	90	54	16	1	1	-	-	-	-
$80,000 under $100,000	22,792	-	-	-	9,523	9,789	2,488	643	231	93	21	4	-	-	-	-	-
$100,000 under $150,000	32,548	-	-	-	-	-	13,433	16,032	2,571	431	72	6	2	-	1	-	-
$150,000 under $200,000	14,251	-	-	-	-	-	-	-	12,574	1,539	124	12	1	1	-	-	-
$200,000 under $300,000	12,272	-	-	-	-	-	-	-	-	11,293	923	52	4	-	-	-	-
$300,000 under $500,000	8,385	-	-	-	-	-	-	-	-	-	7,782	583	18	1	1	-	-
$500,000 under $1,000,000	4,670	-	-	-	-	-	-	-	-	-	-	4,473	194	1	1	1	-
$1,000,000 under $2,000,000	1,549	-	-	-	-	-	-	-	-	-	-	-	1,466	79	3	1	-
$2,000,000 under $3,000,000	352	-	-	-	-	-	-	-	-	-	-	-	-	301	49	2	-
$3,000,000 under $5,000,000	233	-	-	-	-	-	-	-	-	-	-	-	-	-	209	23	1
$5,000,000 under $10,000,000	128	-	-	-	-	-	-	-	-	-	-	-	-	-	-	117	11
$10,000,000 or more	53	-	-	-	-	-	-	-	-	-	-	-	-	-	-	-	53

(*) Estimate is not shown separately because of high sampling variability. However, the data are included in the appropriate totals.
NOTE: Detail may not add to total because of rounding.

Table 8.—NUMBER OF RETURNS, GROSS ESTATE, ECONOMIC ESTATE, AND ESTATE TAX, BY METHOD OF VALUATION AND BY SIZE OF GROSS ESTATE AT DATE OF DEATH

[Money amounts in thousands of dollars]

Size of gross estate at date death	Number of returns	Gross estate used for estate tax computation	Economic estate	Estate tax after credits	Returns with date-of-death valuation				Returns with alternate valuation (one year after death)				
					Number of returns	Gross estate	Economic estate	Estate tax after credits	Number of returns	Gross estate		Economic estate	Estate tax after credits
										Alternate valuation	Date-of-death valuation		
	(1)	(2)	(3)	(4)	(5)	(6)	(7)	(8)	(9)	(10)	(11)	(12)	(13)
Grand total	133,944	29,670,558	25,741,082	2,999,965	98,888	16,908,235	14,627,334	1,125,401	35,056	12,762,323	14,189,730	11,113,748	1,874,564
Taxable returns, total	93,424	25,584,799	22,139,910	2,999,965	61,175	13,178,078	11,330,804	1,125,401	32,249	12,406,721	13,795,766	10,809,106	1,874,564
$60,000 under $70,000	3,241	225,415	211,095	934	3,016	201,221	188,301	4	225	24,194	11,394	22,794	930
$70,000 under $80,000	7,590	561,450	532,629	2,495	6,820	506,433	480,061	2,373	770	55,017	57,871	52,568	122
$80,000 under $90,000	6,731	560,794	526,926	7,832	5,531	466,536	438,435	6,921	1,200	94,258	101,529	88,491	911
$90,000 under $100,000	5,905	548,617	510,745	12,773	4,640	437,634	408,958	10,744	1,265	110,983	119,506	101,787	2,029
$100,000 under $120,000	8,934	952,105	886,322	35,159	6,528	709,995	658,512	27,343	2,406	242,110	263,462	227,810	7,816
$120,000 under $150,000	13,485	1,782,120	1,659,348	77,156	10,016	1,349,320	1,263,343	55,640	3,469	432,800	467,379	396,005	21,516
$150,000 under $200,000	15,073	2,526,930	2,326,122	149,156	9,754	1,676,794	1,539,242	94,844	5,319	850,136	926,338	786,880	54,312
$200,000 under $300,000	13,916	3,240,427	2,941,302	279,285	7,645	1,841,946	1,664,960	147,488	6,271	1,398,481	1,527,553	1,276,342	131,797
$300,000 under $500,000	9,556	3,466,075	3,097,414	410,103	4,238	1,595,270	1,415,613	174,850	5,318	1,870,805	2,047,337	1,681,801	235,253
$500,000 under $1,000,000	5,914	3,780,993	3,323,122	557,962	2,053	1,383,164	1,218,130	187,930	3,861	2,397,829	2,635,197	2,104,992	370,032
$1,000,000 under $2,000,000	2,015	2,547,446	2,189,560	444,527	605	804,592	683,828	126,004	1,410	1,742,854	1,925,213	1,505,732	318,523
$2,000,000 under $3,000,000	476	1,072,960	888,206	211,818	154	372,289	303,235	69,094	322	700,671	777,509	584,971	142,724
$3,000,000 under $5,000,000	321	1,140,274	921,240	242,936	95	365,463	297,739	70,558	226	774,811	853,143	623,501	172,378
$5,000,000 under $10,000,000	181	1,143,059	922,497	245,952	53	376,265	306,579	64,240	128	766,794	866,607	615,918	181,712
$10,000,000 or more	86	2,036,134	1,203,382	321,877	27	1,091,156	463,868	87,368	59	944,978	1,215,728	739,514	234,509
Nontaxable returns, total	40,520	4,085,759	3,601,172	-	37,713	3,730,157	3,296,530	-	2,807	355,602	393,964	304,642	-
$60,000 under $70,000	8,856	573,245	539,595	-	8,523	551,040	519,895	-	333	22,205	20,110	19,700	-
$70,000 under $80,000	6,653	492,049	452,453	-	6,251	464,910	427,004	-	402	27,139	29,932	25,449	-
$80,000 under $90,000	5,615	471,409	431,329	-	5,290	446,347	408,916	-	325	25,062	27,354	22,413	-
$90,000 under $100,000	5,080	478,429	443,136	-	4,883	461,461	427,403	-	197	16,968	18,711	15,733	-
$100,000 under $120,000	7,693	836,603	775,058	-	7,283	795,088	736,820	-	410	41,515	45,159	38,238	-
$120,000 under $150,000	4,383	557,651	471,855	-	3,653	470,748	395,046	-	730	86,903	96,156	76,809	-
$150,000 under $200,000	1,189	196,792	144,314	-	1,006	170,211	122,000	-	183	26,581	30,540	22,314	-
$200,000 under $300,000	536	124,891	83,879	-	402	95,826	62,234	-	134	29,065	32,396	21,645	-
$300,000 under $500,000	320	119,459	88,086	-	271	102,349	74,760	-	49	17,110	18,958	13,326	-
$500,000 under $1,000,000	134	87,679	62,629	-	105	69,780	54,282	-	29	17,899	20,602	8,347	-
$1,000,000 or more	61	147,552	108,838	-	46	102,397	68,170	-	15	45,155	54,046	40,668	-

NOTE: Detail may not add to total because of rounding.

Table 9.—TOTAL ESTATE BY TYPE OF PROPERTY, BY YEAR OF DEATH OF THE DECEDENT AND BY METHOD OF VALUATION

[Money amounts in thousands of dollars]

Method of valuation and type of property	Total number or amount	Year of death						
		1965 or prior	1966	1967	1968	1969	1970	Unknown
	(1)	(2)	(3)	(4)	(5)	(6)	(7)	(8)
RETURNS WITH DATE-OF-DEATH VALUATION								
Number of returns	98,888	582	495	1,267	16,634	63,237	16,507	166
Total estate	15,728,123	66,107	58,708	161,512	3,346,355	10,298,679	1,762,058	34,704
Type of property:								
Real estate	4,628,681	26,806	22,458	60,048	973,591	3,000,071	533,921	11,786
Bonds	970,636	2,882	2,047	6,571	179,880	644,119	132,044	3,093
Corporate stock	4,122,450	13,955	10,043	34,128	1,050,640	2,691,424	313,062	9,198
Cash	2,920,241	7,849	10,295	23,070	482,296	1,907,570	484,290	4,871
Notes and mortgages	761,080	2,310	2,001	9,499	156,004	504,333	85,790	1,143
Life insurance	1,161,884	6,715	6,750	14,822	245,555	757,957	128,055	2,030
Annuities	72,115	534	95	501	14,947	47,479	8,555	4
Noncorporate business assets	581,865	3,453	1,925	7,077	125,639	407,315	34,979	1,477
Household goods and other assets	516,438	1,724	3,113	5,848	118,996	343,191	42,464	1,102
RETURNS WITH ALTERNATE VALUATION								
Number of returns	35,056	14	9	33	8,742	25,792	399	67
Total estate	11,716,955	3,759	1,705	8,107	3,290,985	8,318,962	55,015	38,422
Type of property:								
Real estate	1,444,721	240	500	1,687	371,772	1,061,507	5,995	3,020
Bonds	1,196,092	929	59	642	321,986	860,391	4,180	7,905
Corporate stock	6,372,868	1,712	973	4,223	1,904,852	4,411,622	27,488	21,998
Cash	1,337,685	245	53	928	337,901	983,381	12,713	2,464
Notes and mortgages	292,713	15	9	31	71,890	218,756	965	1,047
Life insurance	457,110	476	87	221	121,634	332,316	1,866	510
Annuities	42,589	41	-	-	10,335	32,004	209	(1)
Noncorporate business assets	242,011	4	-	41	58,267	183,188	496	15
Household goods and other assets	333,472	101	24	322	92,916	237,522	1,138	1,449
Gross estate:								
Date-of-death valuation	14,189,730	4,373	1,829	8,369	3,926,046	9,990,941	63,713	194,459
Alternate valuation	12,762,323	4,077	1,705	8,107	3,614,914	9,034,492	60,214	38,814

[1]Less than $500.

NOTE: Detail may not add to total because of rounding.

[Money amounts in thousands of dollars]

Marital status and size of total estate	Total		Age of decedent													
			Under 40 years		40 to 49 years		50 to 59 years		60 to 69 years		70 to 79 years		80 years and over		Age unknown	
	Number of returns	Total estate	Number of returns	Total estate	Number of returns	Total estate	Number of returns	Total estate	Number of returns	Total estate	Number of returns	Total estate	Number of returns	Total estate	Number of returns	Total estate
	(1)	(2)	(3)	(4)	(5)	(6)	(7)	(8)	(9)	(10)	(11)	(12)	(13)	(14)	(15)	(16)
All decedents, total	133,944	27,445,078	1,580	262,412	5,154	1,033,706	13,805	2,682,292	28,561	5,676,159	40,461	8,338,173	41,888	8,976,927	2,495	475,409
Under $100,000	54,552	4,086,584	611	47,881	1,799	143,903	4,861	379,228	10,929	846,221	16,867	1,271,925	18,331	1,313,234	1,154	84,192
$100,000 under $500,000	71,702	13,423,781	914	160,454	3,123	577,553	8,271	1,529,300	16,036	2,990,756	21,248	3,970,845	20,878	3,968,898	1,232	225,975
$500,000 under $1,000,000	5,145	3,496,151	37	24,427	173	118,924	482	332,588	1,095	740,098	1,563	1,059,876	1,732	1,178,672	63	41,566
$1,000,000 or more	2,545	6,438,562	18	29,650	59	193,326	191	441,176	501	1,099,084	783	2,035,527	947	2,516,123	46	123,676
Married decedents, total	72,565	15,363,807	1,247	212,129	4,346	886,943	11,210	2,229,749	20,614	4,179,424	22,273	4,903,842	11,901	2,784,707	974	167,013
Under $100,000	26,273	2,029,596	467	36,999	1,444	116,336	3,696	291,371	7,364	578,376	8,242	634,033	4,630	339,998	430	32,483
$100,000 under $500,000	41,892	7,848,761	735	130,609	2,701	499,285	6,926	1,283,069	12,028	2,248,285	12,563	2,359,224	6,427	1,236,112	512	92,177
$500,000 under $1,000,000	3,008	2,048,131	30	19,786	151	103,046	428	295,183	853	574,931	978	665,992	549	377,484	19	11,709
$1,000,000 or more	1,392	3,437,319	15	24,735	50	168,276	160	360,126	369	777,832	490	1,244,593	295	831,113	13	30,644
Widowed decedents, total	45,383	9,057,724	(*)	(*)	215	37,691	1,170	213,827	4,936	965,808	13,674	2,594,414	24,245	5,022,212	1,121	221,165
Under $100,000	20,894	1,509,073	-	-	111	8,762	508	38,732	2,116	158,555	6,477	477,269	11,156	788,639	526	37,116
$100,000 under $500,000	21,985	4,128,058	(*)	(*)	98	18,788	622	115,130	2,591	486,716	6,519	1,214,422	11,595	2,188,929	538	101,466
$500,000 under $1,000,000	1,631	1,102,001	-	-	3	1,861	26	18,105	139	94,178	451	301,147	977	662,771	35	23,939
$1,000,000 or more	873	2,318,592	-	-	3	8,280	14	41,860	90	226,359	227	601,576	517	1,381,873	22	58,644
Single decedents, total	12,373	2,289,921	237	35,246	352	54,084	842	131,116	2,105	363,445	3,481	631,907	5,038	1,000,123	318	74,000
Under $100,000	5,750	427,071	114	8,611	153	12,053	397	29,255	1,015	77,428	1,692	127,093	2,228	161,078	151	11,553
$100,000 under $500,000	6,037	1,112,531	116	19,520	189	33,804	424	76,398	997	182,274	1,642	300,769	2,519	474,865	150	24,901
$500,000 under $1,000,000	388	263,168	5	3,306	9	6,816	12	6,745	67	46,242	105	73,168	183	122,190	7	4,701
$1,000,000 or more	198	487,151	2	3,809	1	1,411	9	18,718	26	57,501	42	130,877	108	241,990	10	32,845
Other decedents[1], total	3,623	733,626	74	12,430	241	54,988	583	107,600	906	167,482	1,033	208,010	704	169,885	82	13,231
Under $100,000	1,635	120,844	71	9,989	91	6,752	260	19,870	434	31,862	456	33,530	317	23,519	47	3,040
$100,000 under $500,000	1,788	334,431			135	25,676	299	54,703	420	73,481	524	96,430	337	68,992	(*)	(*)
$500,000 under $1,000,000	118	82,851	2	1,335	10	7,201	16	12,555	36	24,747	29	19,569	23	16,227	2	1,217
$1,000,000 or more	82	195,500	1	1,106	5	15,359	8	20,472	16	37,392	24	58,481	27	61,147	1	1,543

(*) Estimate is not shown separately because of high sampling variability. However, the data are included in the appropriate totals.
[1]Includes legally separated and divorced decedents and decedents whose marital status was not checked on the return.
NOTE: Detail may not add to total because of rounding.

472-176 O - 72 - 4

Table 11.—MALE DECEDENTS: NUMBER OF RETURNS AND TOTAL ESTATE, BY AGE AND MARITAL STATUS OF DECEDENT, AND BY SIZE OF TOTAL ESTATE

[Money amounts in thousands of dollars]

Marital status and size of total assets	Total		Age of decedent													
			Under 40 years		40 to 49 years		50 to 59 years		60 to 69 years		70 to 79 years		80 years and over		Age unknown	
	Number of returns	Total estate	Number of returns	Total estate	Number of returns	Total estate	Number of returns	Total estate	Number of returns	Total estate	Number of returns	Total estate	Number of returns	Total estate	Number of returns	Total estate
	(1)	(2)	(3)	(4)	(5)	(6)	(7)	(8)	(9)	(10)	(11)	(12)	(13)	(14)	(15)	(16)
All decedents, total	83,560	17,780,906	1,385	220,802	4,216	844,403	10,662	2,095,312	20,610	4,244,293	25,117	5,529,797	20,261	4,616,160	1,309	230,139
Under $100,000	31,121	2,383,877	552	43,367	1,419	113,903	3,451	271,641	7,326	574,766	9,486	730,017	8,326	608,431	561	41,752
$100,000 under $500,000	47,336	8,906,261	790	137,532	2,618	488,287	6,677	1,241,411	12,042	2,263,166	14,001	2,637,308	10,506	2,012,231	702	126,326
$500,000 under $1,000,000	3,465	2,352,350	31	19,202	134	91,723	389	268,539	861	580,307	1,080	736,739	940	635,943	30	19,897
$1,000,000 or more	1,638	4,138,418	12	20,701	45	150,490	145	313,721	381	826,054	550	1,425,733	489	1,359,555	16	42,164
Married decedents, total	60,954	13,212,175	1,130	185,022	3,701	747,087	9,408	1,890,324	17,341	3,605,560	18,453	4,218,819	10,138	2,431,883	783	133,480
Under $100,000	20,940	1,627,474	429	34,160	1,194	96,308	2,899	229,554	5,847	462,571	6,396	496,784	3,851	283,455	324	24,642
$100,000 under $500,000	36,198	6,825,027	667	118,231	2,348	436,320	6,011	1,122,125	10,419	1,959,332	10,773	2,037,442	5,541	1,071,710	439	79,867
$500,000 under $1,000,000	2,617	1,784,461	24	14,561	119	80,663	367	253,356	749	504,915	862	589,639	483	333,056	13	8,271
$1,000,000 or more	1,199	2,975,213	10	18,070	40	133,796	131	285,289	326	678,742	422	1,094,954	263	743,662	7	20,700
Widowed decedents, total	14,658	2,975,250	(*)	(*)	73	12,869	379	63,640	1,495	304,131	4,387	834,322	7,967	1,691,028	345	67,956
Under $100,000	6,662	488,828	-	-	72	10,707	153	11,262	664	50,104	2,036	153,023	3,624	261,097	153	10,706
$100,000 under $500,000	7,142	1,337,700	(*)	(*)			216	37,752	754	145,147	2,120	391,568	3,827	722,063	173	31,795
$500,000 under $1,000,000	559	372,527	-	-	-	-	4	3,091	48	32,377	151	101,319	344	227,452	12	8,288
$1,000,000 or more	295	776,195	-	-	1	2,162	6	11,535	29	76,503	80	188,412	172	480,416	7	17,167
Single decedents, total	6,047	1,182,043	191	26,263	283	43,670	579	89,069	1,249	229,388	1,777	359,345	1,817	409,727	151	24,581
Under $100,000	2,676	203,316	97	7,256	127	9,873	262	19,648	576	44,594	838	63,987	709	52,863	67	5,095
$100,000 under $500,000	3,052	566,230	88	14,176	148	26,755	304	55,109	612	113,043	853	161,860	970	183,436	77	11,851
$500,000 under $1,000,000	222	149,163	5	3,306	7	5,631	8	4,508	45	30,265	55	37,899	97	64,216	5	3,338
$1,000,000 or more	97	263,334	1	1,525	1	1,411	5	9,804	16	41,486	31	95,599	41	109,212	2	4,297
Other decedents[1], total	1,901	411,438	52	8,213	159	40,777	296	52,279	525	105,214	500	117,311	339	83,522	(*)	(*)
Under $100,000	843	64,259	49	5,772	66	5,086	137	11,177	239	17,497	216	16,223	142	11,016	(*)	(*)
$100,000 under $500,000	944	177,304			82	17,141	146	26,425	257	45,644	255	46,438	168	35,022	(*)	(*)
$500,000 under $1,000,000	67	46,199	2	1,335	8	5,429	10	7,584	19	12,750	12	7,882	16	11,219	-	-
$1,000,000 or more	47	123,676	1	1,106	3	13,121	3	7,093	10	29,323	17	46,768	13	26,265	-	-

(*) Estimate is not shown separately because of high sampling variability. However, the data are included in the appropriate totals.

[1]Includes legally separated and divorced decedents and decedents whose marital status was not checked on the return.

NOTE: Detail may not add to total because of rounding.

[Money amounts in thousands of dollars]

Marital status and size of total estate	Total		Age of decedent													
			Under 40 years		40 to 49 years		50 to 59 years		60 to 69 years		70 to 79 years		80 years and over		Age unknown	
	Number of returns	Total estate	Number of returns	Total estate	Number of returns	Total estate	Number of returns	Total estate	Number of returns	Total estate	Number of returns	Total estate	Number of returns	Total estate	Number of returns	Total estate
	(1)	(2)	(3)	(4)	(5)	(6)	(7)	(8)	(9)	(10)	(11)	(12)	(13)	(14)	(15)	(16)
All decedents, total	50,384	9,664,172	195	41,610	938	189,303	3,143	586,980	7,951	1,431,866	15,344	2,808,376	21,627	4,360,767	1,186	245,270
Under $100,000	23,431	1,702,707	59	4,514	380	30,000	1,410	107,587	3,603	271,455	7,381	541,908	10,005	704,803	593	42,440
$100,000 under $500,000	24,366	4,517,520	124	22,922	505	89,266	1,594	287,889	3,994	727,590	7,247	1,333,537	10,372	1,956,667	530	99,649
$500,000 under $1,000,000	1,680	1,143,801	6	5,225	39	27,201	93	64,049	234	159,791	483	323,137	792	542,729	33	21,669
$1,000,000 or more	907	2,300,144	6	8,949	14	42,836	46	127,455	120	273,030	233	609,794	458	1,156,568	30	81,512
Married decedents, total	11,611	2,151,632	117	27,107	645	139,856	1,802	339,425	3,273	573,864	3,820	685,023	1,763	352,824	191	33,533
Under $100,000	5,333	402,122	(*)	(*)	250	20,028	797	61,817	1,517	115,805	1,846	137,249	779	56,543	106	7,841
$100,000 under $500,000	5,694	1,023,734	68	12,378	353	62,965	915	160,944	1,609	288,953	1,790	321,782	886	164,402	73	12,310
$500,000 under $1,000,000	391	263,670	6	5,225	32	22,383	61	41,827	104	70,016	116	76,353	66	44,428	6	3,438
$1,000,000 or more	193	462,106	5	6,665	10	34,480	29	74,837	43	99,090	68	149,639	32	87,451	6	9,944
Widowed decedents, total	30,725	6,082,474	(*)	(*)	142	24,822	791	150,187	3,441	661,677	9,287	1,760,092	16,278	3,331,184	776	153,209
Under $100,000	14,232	1,020,245	-	-	79	6,126	355	27,470	1,452	108,451	4,441	324,246	7,532	527,542	373	26,410
$100,000 under $500,000	14,843	2,790,358	(*)	(*)	58	10,717	406	77,378	1,837	341,569	4,399	822,854	7,768	1,466,866	365	69,671
$500,000 under $1,000,000	1,072	729,474	-	-	3	1,861	22	15,014	91	61,801	300	199,828	633	435,319	23	15,651
$1,000,000 or more	578	1,542,397	-	-	2	6,118	8	30,325	61	149,856	147	413,164	345	901,457	15	41,477
Single decedents, total	6,326	1,107,878	46	8,983	69	10,414	263	42,047	856	134,057	1,704	272,562	3,221	590,396	167	49,419
Under $100,000	3,074	223,755	45	6,699	67	9,229	135	9,607	439	32,835	854	63,106	1,519	108,215	84	6,458
$100,000 under $500,000	2,985	546,301					120	21,289	385	69,231	789	138,909	1,549	291,429	73	13,050
$500,000 under $1,000,000	166	114,005	-	-	2	1,185	4	2,237	22	15,977	50	35,269	86	57,974	2	1,363
$1,000,000 or more	101	223,817	1	2,284	-	-	4	8,914	10	16,015	11	35,278	67	132,778	8	28,548
Other decedents[1], total	1,722	322,188	44	8,434	82	14,211	287	55,321	381	62,268	533	90,699	365	86,363	52	9,109
Under $100,000	792	56,585			(*)	(*)	123	8,693	195	14,365	240	17,307	175	12,503	49	6,349
$100,000 under $500,000	844	157,127			53	8,535	153	28,278	163	27,837	269	49,992	169	33,970		
$500,000 under $1,000,000	51	36,652	-	-	2	1,772	6	4,971	17	11,997	17	11,687	7	5,008	2	1,217
$1,000,000 or more	35	71,824	-	-	2	2,238	5	13,379	6	8,069	7	11,713	14	34,882	1	1,543

(*) Estimate is not shown separately because of high sampling variability. However, the data are included in the appropriate totals.
[1]Includes legally separated and divorced decedents and decedents whose marital status was not checked on the return.
NOTE: Detail may not add to total because of rounding.

Table 13.—NUMBER OF RETURNS AND TAXABLE ESTATE BY SIZE OF TOTAL ESTATE AND BY MARGINAL TAX RATE

[Money amounts in thousands of dollars]

Size of total estate	All returns	Returns with no taxable estate	Returns with taxable estate by marginal tax rate: Total		3 percent		7 percent		11 percent		14 percent		18 percent		22 percent		25 percent	
			Number of returns	Taxable estate	Number of returns	Taxable estate	Number of returns	Taxable estate	Number of returns	Taxable estate	Number of returns	Taxable estate	Number of returns	Taxable estate	Number of returns	Taxable estate	Number of returns	Taxable estate
	(1)	(2)	(3)	(4)	(5)	(6)	(7)	(8)	(9)	(10)	(11)	(12)	(13)	(14)	(15)	(16)	(17)	(18)
Total	133,944	40,179	93,765	11,661,811	6,989	16,749	7,739	53,576	12,523	177,924	9,441	228,752	7,890	269,792	6,015	266,882	4,954	269,242
Under $80,000	31,499	16,305	15,194	458,030	4,083	9,823	4,501	31,014	3,848	48,718	562	13,638	374	12,648	262	11,618	198	10,891
$80,000 under $100,000	23,053	10,448	12,605	322,550	425	982	556	4,038	4,263	66,077	5,086	122,391	1,790	58,039	84	3,607	98	5,229
$100,000 under $150,000	33,733	11,507	22,226	952,825	2,092	4,998	2,017	13,851	1,670	22,234	1,258	31,159	3,431	120,563	3,802	168,731	3,073	167,103
$150,000 under $200,000	15,558	1,057	14,501	923,045	285	705	505	3,567	2,439	36,352	2,062	49,698	1,287	42,785	335	14,887	328	17,969
$200,000 under $300,000	13,445	436	13,009	1,419,710	81	186	113	791	219	3,321	361	9,074	897	31,875	1,436	63,797	1,150	62,187
$300,000 under $500,000	8,966	270	8,696	1,793,500	17	44	35	236	63	887	93	2,332	94	3,264	86	3,806	91	5,000
$500,000 under $1,000,000	5,145	110	5,035	2,063,561	3	4	8	50	17	277	16	390	15	546	6	261	13	696
$1,000,000 or more	2,545	46	2,499	3,728,590	3	7	4	29	4	58	3	70	2	72	4	175	3	167

Size of total estate	Returns with taxable estate by marginal tax rate—Continued: 28 percent		30 percent		32 percent		35 percent		37 percent		39 percent		42 percent		45 percent		49 percent	
	Number of returns	Taxable estate	Number of returns	Taxable estate	Number of returns	Taxable estate	Number of returns	Taxable estate	Number of returns	Taxable estate	Number of returns	Taxable estate	Number of returns	Taxable estate	Number of returns	Taxable estate	Number of returns	Taxable estate
	(19)	(20)	(21)	(22)	(23)	(24)	(25)	(26)	(27)	(28)	(29)	(30)	(31)	(32)	(33)	(34)	(35)	(36)
Total	12,802	990,148	15,679	2,412,934	5,830	2,006,398	1,717	1,032,969	737	637,241	430	478,138	236	321,236	273	469,521	171	383,440
Under $80,000	492	37,708	536	83,359	219	75,788	59	35,348							7	11,655	6	13,471
$80,000 under $100,000	145	10,588	95	14,556	(*)	(*)									2	3,538	2	4,377
$100,000 under $150,000	4,524	317,592	249	34,177	64	21,605	75	46,846	53	46,119	(*)	(*)	(*)	(*)	2	3,063	2	4,166
$150,000 under $200,000	4,105	347,821	3,071	354,129	44	15,058									4	6,786	1	2,305
$200,000 under $300,000	2,180	161,335	6,412	1,008,787	114	37,633									3	4,632	1	2,055
$300,000 under $500,000	1,277	108,750	3,999	663,024	2,874	908,909	26	15,713	13	11,913	7	7,688	4	5,288	7	12,104	4	8,579
$500,000 under $1,000,000	72	5,799	1,249	242,741	2,143	797,266	1,181	706,121	273	223,493	11	12,190	3	4,230	7	12,220	4	9,105
$1,000,000 or more	7	555	68	12,161	331	136,611	376	228,941	398	355,716	383	424,832	216	294,411	241	415,523	151	339,382

Size of total estate	Returns with taxable estate by marginal tax rate—Continued: 53 percent		56 percent		59 percent		63 percent		67 percent		70 percent		73 percent		76 percent		77 percent	
	Number of returns	Taxable estate	Number of returns	Taxable estate	Number of returns	Taxable estate	Number of returns	Taxable estate	Number of returns	Taxable estate	Number of returns	Taxable estate	Number of returns	Taxable estate	Number of returns	Taxable estate	Number of returns	Taxable estate
	(37)	(38)	(39)	(40)	(41)	(42)	(43)	(44)	(45)	(46)	(47)	(48)	(49)	(50)	(51)	(52)	(53)	(54)
Total	104	284,882	53	171,291	49	182,972	40	176,905	19	105,349	26	168,746	12	90,636	12	110,359	24	355,729
Under $80,000	4	10,653	2	6,357	-	-	1	4,100	-	-	-	-	-	-	-	-	-	-
$80,000 under $100,000	-	-	-	-	-	-	-	-	-	-	-	-	-	-	-	-	-	-
$100,000 under $150,000	2	5,601	1	3,144	1	3,978	-	-	-	-	-	-	-	-	-	-	-	-
$150,000 under $200,000	2	5,756	-	-	-	-	-	-	-	-	-	-	-	-	-	-	-	-
$200,000 under $300,000	-	-	1	3,265	-	-	-	-	-	-	-	-	-	-	-	-	-	-
$300,000 under $500,000	1	2,665	-	-	2	7,523	1	4,549	-	-	1	6,648	-	-	-	-	1	14,578
$500,000 under $1,000,000	8	21,774	2	6,332	2	7,434	1	4,766	-	-	-	-	1	7,866	-	-	-	-
$1,000,000 or more	87	238,433	47	152,193	44	164,037	37	163,490	19	105,349	25	162,098	11	82,770	12	110,359	23	341,151

(*) Estimate is not shown separately because of high sampling variability. However, the data are included in the appropriate totals.
NOTE: Detail may not add to total because of rounding.

Table 14.—ESTATE TAX GENERATED AT EACH TAX RATE

[Money amounts in thousands of dollars]

Estate tax rate	Returns with tax rate as marginal rate					Returns with any tax at tax rate		
	Number of returns	Total taxable estate	Total tax before credits[1]	Taxable estate taxed at marginal rate	Tax generated at marginal rate	Number of returns	Taxable estate taxed at tax rate	Tax generated at tax rate
	(1)	(2)	(3)	(4)	(5)	(6)	(7)	(8)
Total	133,944	11,661,811	3,416,302	2,481,296	849,028	93,765	11,661,811	3,418,328
eturns with no taxable estate	40,179	-	-	-	-	-	-	-
eturns with taxable estate, total	93,765	11,661,811	3,416,302	2,481,296	849,028	93,765	11,661,811	3,418,328
3 percent	6,989	16,749	(2)	16,749	502	93,765	450,629	13,519
7 percent	7,739	53,576	(2)	14,881	1,042	86,776	410,066	28,705
11 percent	12,523	177,924	12,168	52,694	5,796	79,037	717,834	78,962
14 percent	9,441	228,752	21,462	39,932	5,590	66,514	610,662	85,493
18 percent	7,890	269,792	29,393	33,092	5,957	57,073	524,922	94,486
22 percent	6,015	266,882	34,808	26,282	5,782	49,183	457,962	100,752
25 percent	4,954	269,242	39,914	21,542	5,386	43,168	403,682	100,921
28 percent	12,802	990,148	183,796	222,028	62,168	38,214	1,238,508	346,782
30 percent	15,679	2,412,934	578,062	845,034	253,510	25,412	2,304,984	691,495
32 percent	5,830	2,006,398	558,682	548,898	175,647	9,733	1,524,648	487,887
35 percent	1,717	1,032,969	311,222	174,469	61,064	3,903	720,969	252,339
37 percent	737	637,241	203,133	84,491	31,262	2,186	446,741	165,294
39 percent	430	478,138	158,839	48,138	18,774	1,449	302,888	118,126
42 percent	236	321,236	110,907	26,236	11,019	1,019	221,986	93,234
45 percent	273	469,521	171,211	60,021	27,009	783	315,021	141,759
49 percent	171	383,440	149,106	41,440	20,306	510	210,940	103,361
53 percent	104	284,882	116,988	24,882	13,187	339	142,382	75,462
56 percent	53	171,291	73,835	12,291	6,883	235	103,291	57,843
59 percent	49	182,972	82,384	11,472	6,768	182	77,972	46,003
63 percent	40	176,905	84,178	16,905	10,650	133	109,905	69,240
67 percent	19	105,349	53,832	10,349	6,934	93	84,349	56,514
70 percent	26	168,746	90,514	12,746	8,922	74	60,746	42,522
73 percent	12	90,636	50,902	6,636	4,844	48	42,636	31,124
76 percent	12	110,359	65,729	14,359	10,913	36	62,359	47,393
77 percent	24	355,729	235,229	115,729	89,111	24	115,729	89,111

[1]Tax before credits is slightly underestimated for the reason stated in footnote 2.

[2]A reliable estimate of tax could not be obtained because return data were edited in thousands of dollars and the tax for each returns in this marginal rate class is less than $500. The frequency in column 1, however, does represent a reliable estimate of the returns in this class.

NOTE: Detail may not add to total because of rounding.

Table 15.—NUMBER OF RETURNS, MEASURES OF ESTATE, SELECTED DEDUCTIONS, TAXABLE ESTATE, AND ESTATE TAX, BY STATE

[Money amounts in thousands of dollars]

State	Number of returns	Total estate	Economic estate	Total deductions	Selected deductions: Funeral expenses: Number of returns	Funeral expenses: Amount	Administrative expenses and losses: Total: Number of returns	Total: Amount	Executors' commissions: Number of returns	Executors' commissions: Amount	Attorneys' fees: Number of returns	Attorneys' fees: Amount	Other expenses and losses: Number of returns	Other expenses and losses: Amount	Taxable estate: Number of returns	Taxable estate: Amount	Estate tax after credits: Number of returns	Estate tax after credits: Amount
	(1)	(2)	(3)	(4)	(5)	(6)	(7)	(8)	(9)	(10)	(11)	(12)	(13)	(14)	(15)	(16)	(17)	(18)
United States[1]	133,100	27,320,227	25,629,827	18,601,883	129,709	227,238	123,095	1,077,808	50,338	357,515	110,037	560,457	114,222	159,836	93,270	11,622,226	92,939	2,991,060
Alabama	913	193,850	179,524	127,247	874	1,162	897	6,638	321	2,517	790	3,119	866	1,002	656	71,387	656	16,536
Alaska	60	11,606	9,008	10,115	(*)	(*)	(*)	(*)	(*)	(*)	(*)	(*)	(*)	(*)	(*)	(*)	(*)	(*)
Arizona	866	170,943	158,292	105,211	826	1,294	787	7,453	303	2,610	683	3,833	712	1,010	677	88,985	677	20,945
Arkansas	693	138,394	126,812	98,155	678	1,204	639	3,217	193	926	521	1,772	577	519	503	45,740	503	10,499
California	14,217	3,068,357	2,819,628	1,698,009	13,647	17,239	13,057	102,218	6,028	31,204	12,151	52,074	12,505	18,940	11,986	1,662,378	11,954	429,877
Colorado	1,455	257,441	233,674	206,457	1,327	1,900	1,236	11,210	493	3,387	1,130	6,254	1,148	1,569	934	100,703	923	23,805
Connecticut	2,694	757,676	724,165	469,593	2,664	4,949	2,485	32,580	1,123	13,115	2,103	14,295	2,388	5,170	1,912	351,703	1,912	106,993
Delaware	449	168,960	155,493	127,510	445	721	432	4,978	181	1,678	291	1,481	422	1,819	299	70,844	299	25,670
Florida	5,958	1,287,672	1,188,344	937,599	5,734	10,138	5,230	60,562	2,280	18,852	4,672	28,746	4,751	12,964	3,980	546,258	3,970	146,474
Georgia	1,666	373,103	347,449	243,056	1,623	3,372	1,601	11,518	648	5,618	1,357	3,760	1,517	2,140	1,231	147,339	1,227	36,127
Hawaii	319	63,608	57,558	43,509	301	405	289	2,375	161	696	229	941	277	738	209	32,205	201	8,043
Idaho	389	57,444	53,598	32,621	389	558	376	2,041	133	614	349	1,219	356	208	351	26,339	350	5,448
Illinois	9,713	1,786,350	1,690,027	1,265,187	9,450	18,920	9,097	66,721	3,201	17,042	8,190	40,459	8,279	9,220	6,621	711,090	6,590	170,451
Indiana	3,396	568,956	542,519	409,839	3,305	6,297	3,140	23,161	1,309	6,079	2,948	14,420	2,964	2,662	2,300	199,708	2,290	46,126
Iowa	4,217	565,900	535,220	452,830	4,022	6,988	3,402	17,439	1,482	5,044	3,147	9,687	3,234	2,708	2,583	161,932	2,569	31,921
Kansas	2,429	386,887	369,867	284,714	2,360	3,961	2,137	13,454	791	4,127	1,876	7,622	1,809	1,705	1,530	131,516	1,529	30,039
Kentucky	1,461	327,215	302,547	209,565	1,459	3,040	1,379	9,441	554	3,802	1,223	4,624	1,347	1,015	1,008	138,786	1,007	39,886
Louisiana	1,033	208,737	191,284	101,398	1,017	2,153	1,023	9,548	264	1,459	957	6,591	979	1,498	906	109,817	906	26,052
Maine	612	123,227	119,365	93,798	610	1,018	581	5,122	281	2,247	504	2,465	545	410	402	52,694	402	12,316
Maryland (including D. C.)	2,969	696,795	663,891	469,718	2,892	4,996	2,777	25,311	1,371	11,944	2,099	8,671	2,587	4,696	2,177	300,245	2,177	79,972
Massachusetts	3,771	880,383	839,889	566,308	3,660	5,959	3,559	38,697	1,680	14,571	3,236	18,831	3,309	5,295	2,610	471,820	2,594	138,164
Michigan	3,709	854,650	809,941	565,906	3,603	7,227	3,258	30,329	1,463	7,120	2,912	16,915	2,920	6,294	2,806	356,928	2,798	90,818
Minnesota	2,953	490,593	464,332	359,477	2,807	4,554	2,564	14,822	1,020	3,567	2,250	9,157	2,294	2,098	1,751	173,888	1,741	44,421
Mississippi	691	155,022	141,384	100,574	683	1,208	643	4,405	175	988	566	2,473	602	944	511	58,418	507	13,599
Missouri	2,822	536,278	508,040	367,838	2,690	5,236	2,480	16,924	1,221	6,935	2,047	7,496	2,242	2,493	2,075	226,044	2,067	52,583
Montana	647	100,819	93,333	77,537	623	872	583	3,785	207	746	543	2,545	579	494	431	32,225	427	6,058
Nebraska	2,070	299,564	282,282	241,548	1,993	3,220	1,762	8,384	707	1,578	1,625	6,004	1,566	802	1,310	84,558	1,305	16,910
Nevada	241	58,804	52,824	32,493	232	344	231	2,641	109	517	202	1,832	214	292	216	28,266	216	7,183
New Hampshire	624	118,581	115,106	80,735	600	846	562	4,402	284	1,699	474	2,240	526	463	409	47,547	409	13,019
New Jersey	5,879	1,187,734	1,126,062	799,931	5,823	10,654	5,693	61,708	2,144	22,009	5,026	33,144	5,416	6,555	3,916	461,266	3,910	116,879
New Mexico	360	79,293	71,005	37,731	347	498	340	3,433	146	1,233	310	1,712	310	488	320	42,862	320	11,122
New York	15,732	3,896,857	3,645,198	3,088,601	15,595	30,359	15,194	205,105	5,284	72,094	14,077	107,437	13,856	25,574	9,665	1,579,942	9,630	434,240
North Carolina	2,020	454,173	425,361	298,318	1,993	3,662	1,975	13,434	904	5,897	1,662	4,643	1,904	2,894	1,459	184,912	1,447	45,495
North Dakota	826	106,567	99,559	89,116	816	1,318	778	3,285	344	778	762	2,359	726	148	465	26,412	465	5,202
Ohio	6,565	1,302,192	1,227,746	929,675	6,458	12,514	6,086	44,751	2,905	12,339	5,573	28,195	5,773	4,217	4,431	537,387	4,425	135,997
Oklahoma	1,685	301,841	282,574	219,664	1,668	2,978	1,560	10,534	496	2,537	1,466	6,931	1,452	1,066	1,059	108,525	1,050	26,235
Oregon	1,359	252,839	240,274	172,371	1,307	1,630	1,191	8,530	531	2,629	1,122	5,050	957	851	934	97,157	930	24,838
Pennsylvania	7,363	1,607,384	1,535,537	1,062,299	7,258	13,270	6,953	73,305	3,408	29,200	6,091	34,202	6,526	9,903	5,098	662,963	5,073	174,326
Rhode Island	600	161,250	151,769	87,936	587	980	573	9,066	251	3,283	518	3,968	542	1,815	402	94,761	401	30,484
South Carolina	865	174,781	162,713	123,205	853	1,739	814	5,082	229	2,258	637	1,965	769	859	595	62,445	595	14,839
South Dakota	706	89,386	82,142	76,254	686	1,110	609	2,787	226	626	563	1,800	516	361	433	21,561	429	3,977
Tennessee	1,445	329,286	301,373	216,846	1,418	2,668	1,409	10,656	484	4,139	1,174	4,726	1,311	1,791	1,018	123,790	1,018	30,357
Texas	5,232	1,013,263	942,095	505,653	5,160	10,058	4,996	31,114	1,201	8,175	4,611	17,036	4,378	5,903	4,489	540,216	4,475	134,492
Utah	360	52,831	47,959	41,589	340	461	297	1,681	157	372	270	1,053	272	256	208	17,328	208	4,065
Vermont	282	52,319	50,662	37,137	278	378	257	2,502	150	959	178	916	228	627	179	26,786	179	6,926
Virginia	2,420	478,318	448,592	324,679	2,378	3,840	2,277	15,396	1,019	8,031	1,542	4,039	2,189	3,326	1,592	182,381	1,582	45,768
Washington	2,068	353,508	331,106	205,426	2,006	2,072	1,991	12,513	792	3,691	1,864	7,724	1,849	1,098	1,827	166,313	1,808	36,964
West Virginia	691	116,509	110,689	83,667	687	1,405	664	4,100	312	1,786	498	1,650	660	664	446	38,480	446	8,633
Wisconsin	3,380	552,084	527,279	392,536	3,272	5,470	2,943	17,550	1,262	4,260	2,762	11,377	2,816	1,913	2,157	192,377	2,149	43,930
Wyoming	225	49,997	44,736	30,702	218	310	216	1,370	77	437	205	755	205	178	154	21,997	154	5,805

(*) Estimate is not shown separately because of high sampling variability. However, the data are included in the appropriate totals.

[1]Excludes returns of decedents filed with the Office of International Operations (generally citizens living abroad or resident aliens).

Because of this, and because separate weighting factors are used to produce State estimates, the totals of frequencies and amounts in this table differ from the National totals in other tables.

NOTE: Detail may not add to total because of rounding.

Table 16.—HISTORICAL SUMMARY, 1959-1970

[Money amounts in thousands of dollars]

Item	Returns filed during—				
	1959	1961	1963	1966	1970
	(1)	(2)	(3)	(4)	(5)
mber of returns of citizens and resident aliens, total	55,685	64,538	78,393	97,339	133,944
Taxable	38,515	45,439	55,207	67,404	93,424
Nontaxable	17,170	19,099	23,186	29,935	40,520
mber of returns by size of gross estate:					
Under $60,000	12	9	-	64	-
$60,000 under $70,000	6,158	6,844	8,263	10,219	12,706
$70,000 under $80,000	6,301	7,052	8,618	10,573	14,739
$80,000 under $90,000	5,269	6,136	7,283	9,011	12,431
$90,000 under $100,000	4,545	5,043	6,239	7,872	11,071
$100,000 under $120,000	7,176	7,940	9,895	12,157	16,946
$120,000 under $150,000	7,116	8,178	9,967	12,225	17,849
$150,000 under $200,000	6,403	7,666	9,287	11,380	16,196
$200,000 under $300,000	6,676	6,831	8,218	10,192	14,033
$300,000 under $500,000	3,646	4,589	5,622	6,951	9,591
$500,000 under $1,000,000	2,242	2,747	3,232	4,290	5,542
$1,000,000 under $2,000,000	771	987	1,151	1,573	1,848
$2,000,000 under $3,000,000	184	246	292	407	447
$3,000,000 under $5,000,000	101	166	192	242	308
$5,000,000 under $10,000,000	57	65	102	130	160
$10,000,000 or more	28	39	32	53	77
umber of returns of nonresident aliens	1,292	1,251	1,350	1,566	([1])
otal gross estate	11,648,017	14,622,073	17,007,239	21,936,168	29,670,558
Real estate	2,509,159	2,857,330	3,395,988	4,274,849	6,073,402
Bonds	1,015,126	1,304,500	1,473,527	1,490,719	2,166,728
Corporate stock	4,984,850	6,766,373	7,712,483	9,214,551	10,495,318
Cash	1,152,029	1,396,260	1,838,269	2,612,069	4,257,926
Notes and mortgages	414,904	522,272	629,157	719,800	1,053,793
Life insurance proceeds (face value less policy loans)	651,876	755,157	928,947	[2]1,092,697	[2]1,582,365
Annuities	48,654	45,104	81,339	94,648	114,704
Other property	871,419	975,077	947,528	[3]2,436,835	3,935,895
otal deductions	[4]3,950,120	[4]5,057,225	[4]5,638,241	[5]7,456,165	[5]10,659,897
Funeral and administration expenses	497,407	617,338	729,699	945,403	1,309,653
Net loss during administration	1,762	1,086	1,408		
Debts and mortgages	604,739	690,038	878,140	[5]1,111,505	[5]1,691,147
Marital deduction	2,176,137	2,795,891	3,152,894	4,089,805	5,526,991
Charitable bequests	668,900	950,813	876,030	1,309,452	2,132,106
Other deductions	1,175	2,059	69	-	-
xemption	3,341,100	3,872,400	4,703,560	[6]5,339,380	8,036,640
axable estate	4,650,979	6,014,498	7,070,827	9,159,917	11,661,811
ax credits, total	160,677	228,496	246,718	340,940	413,497
State death taxes	131,479	195,581	207,620	280,423	332,656
Federal gift taxes	7,199	4,167	6,408	60,518	80,841
Prior estate taxes	17,922	24,068	27,533		
Foreign death taxes	4,077	4,680	5,156		
Estate tax after credits	1,185,620	1,618,548	1,840,972	2,414,310	2,999,965

[1]Data not available.
[2]Not reduced by dividends and premiums as in the case of years prior to 1966.
[3]Includes some "trust, reversionary, and remainder interests," which in other years were included in stocks and bonds.
[4]Includes some disallowed deductions (nondeductible debts).
[5]Includes policy loans on insurance, but reduced by nondeductible debts.
[6]Data represents the amount of "effective exemption," whereas in other years the maximum amount allowed by law was tabulated. See Statistics of Income, 1965—Fiduciary, Gift, and Estate Tax Returns.
NOTE: Detail may not add to total because of rounding.

SYNOPSIS OF ESTATE TAX LAW

REQUIREMENT FOR FILING RETURNS, EXEMPTION, AND TAX CREDITS FOR ESTATES OF CITIZENS AND ALIENS WHO DIED AFTER MAY 11, 1934

Effective period	Gross estate requirement for filing[2]		Exemption		Tax credits[3]
	Citizens and resident aliens	Nonresident aliens	Citizens and resident aliens	Nonresident aliens	
	(Dollars)				
May 11, 1934 - Aug. 30, 1935	50,000	([4])	50,000	None	State death taxes Federal gift taxes
Aug. 31, 1935 - Oct. 21, 1942	40,000	([4])	40,000	None	
Oct. 22, 1942 - Oct 20, 1951	60,000	2,000	60,000	2,000	
Oct. 21, 1951 - Aug. 16, 1954	60,000	2,000	60,000	2,000	State death taxes Federal gift taxes Foreign death taxes
Aug. 17, 1954 - Nov. 13, 1966	60,000	2,000	60,000	2,000	State death taxes Federal gift taxes Foreign death taxes Prior transfer taxes
Nov. 14, 1966 - present	60,000	30,000	60,000	30,000	

[1]This table does not include provisions under the various treaties and conventions between the United States and foreign countries.
[2]The gross estate requirement for filing is based on the date-of-death value of the estate. The composition of gross estate has changed several times during the period covered by this table.
[3]The limitations on tax credits, particularly credits for State death taxes and Federal gift taxes, have changed considerably from period to period.
[4]A return was required for the estate of a nonresident alien who died prior to Oct. 22, 1942, if any part of his gross estate (as defined by statute), regardless of value, is situated in the United States.

FORM **706**
(Rev. Jan. 1966)
U. S. TREASURY DEPARTMENT
Internal Revenue Service

UNITED STATES

ESTATE TAX RETURN

Estates of nonresidents not citizens of the United States may generally file on Form 706NA instead of this form. For details see page 39.

DO NOT WRITE IN SPACE BELOW

Date received

Decedent's first name and middle initial | Decedent's last name

Decedent's social security number | Employer identification number for estate

Date of death | Citizenship (nationality) at time of death

Residence (domicile) at time of death

Did the decedent die testate? ☐ Yes ☐ No | Were letters testamentary or of administration granted for this estate? ☐ Yes ☐ No | Date granted

Case No. | Name of court | Location of court

To whom granted? (Designate whether executor, executrix, administrator, or administratrix. Explain if different from the person or persons filing return)

NAME	DESIGNATION	ADDRESS (Number, street, city, State, and Postal ZIP code)

COMPUTATION OF TAX
(See instructions on page 38)

Taxable estate (Item 5, Schedule P, or Item 9, Schedule Q, whichever is applicable) ..... $

PART I

1. Gross estate tax (use table A, page 40) ..... $
2. Credit for State death taxes (use Table B, page 40) .....
3. Gross estate tax less credit for State death taxes (item 1 minus item 2). This is the net amount payable unless credit for Federal gift taxes, tax on prior transfers, or foreign death taxes is claimed in Part II ..... $

PART II

4. Credit for Federal gift taxes ..... $
5. Credit for tax on prior transfers .....
6. Credit for foreign death taxes .....
7. Total of credits under Part II (total of items 4, 5, and 6) .....
8. Net estate tax payable (item 3 minus item 7) ..... $

(SPACE FOR USE OF INTERNAL REVENUE SERVICE)

Assessments					Payments		
Type of assessment (tax, interest, etc.)	Amount	List	Page	Line	Date	Principal	Interest
	$					$	$

DETERMINATION BY INTERNAL REVENUE SERVICE

Page 1

e59—16—77750-2

GENERAL INFORMATION

1. Address of decedent at time of death (Number, street, city, State, and Postal ZIP code)

2. State in which domiciled at time of death

3. Year in which this domicile was established

4. Place of death

5. Cause of death

6. Length of last illness

7. Decedent's physicians

NAMES	ADDRESSES (Number, street, city, State, and Postal ZIP code)

8. If decedent was confined in a hospital during his last illness or within 3 years prior to his death, give name and address of hospital

9a. Date of birth

9b. Place of birth (City and State or country, if other than United States)

10a. Business or occupation

10b. If retired, state former business or occupation

10c. Business name

10d. Decedent's employer identification number, if any

10e. Business address (Number, street, city, State, and Postal ZIP code)

11. Marital status of decedent at date of death

☐ Married ☐ Single ☐ Legally separated ☐ Widow or Widower ☐ Divorced

12a. Name of surviving husband or wife

12b. Social security number of surviving husband or wife

12c. Date of marriage to surviving husband or wife

12d. Domicile at date of marriage to surviving husband or wife

13a. If decedent was a widow or widower, give name of deceased husband or wife

13b. Date of death of deceased husband or wife

14. Individuals who receive benefits from the estate (do not include charitable beneficiaries shown in Schedule N or any heir receiving less than $1,000)

Name.—Enter the name of each individual who receives benefits from the estate directly as an heir, next-of-kin, devisee or legatee or indirectly (for example, as beneficiary of a trust, shareholder of a corporation or partner of a partnership which is an heir, etc.).

Social Security Number.—If the individual has no social security number, use his taxpayer account number.

Age.—On the date of the decedent's death.

Relationship.—Include relationships by blood, marriage, or adoption or indicate NONE.

Amount.—Value all interests on the date of death or the alternate valuation date, whichever is used for estate tax purposes. The interest of each beneficiary should be valued in the same manner as it would be valued for estate or gift tax purposes. Where precise values cannot readily be determined, a reasonable approximation should be entered. The sum of the values of the interests of all unborn or otherwise unascertainable beneficiaries should be shown on the last line (all unascertainable beneficiaries).

Name	Social Security Number	Age	Relationship to Decedent	Amount
All unascertainable beneficiaries				

ESTATE OF _____ Page 3

c59—16—77750-2

GENERAL INFORMATION—Continued

15a. Did the decedent at date of death own property in any State or country other than that of his last domicile? ☐ Yes ☐ No
If "Yes," state place of ancillary probate proceedings

15b. Name of ancillary administrator or executor

15c. Address of ancillary administrator or executor (Number, street, city, State, and Postal ZIP code)

16a. Did the decedent at the time of his death have a safe deposit box held either alone or in the joint names of himself and another? ☐ Yes ☐ No
If "Yes," state location

16b. If held jointly, give the name of the joint depositor

16c. Relationship of joint depositor to decedent

16d. If the decedent had a safe deposit box at the time of his death, indicate by schedule and item number under what schedules in this return the contents are listed

16e. If any of the contents of the safe deposit box are omitted from the schedules, explain fully why omitted

17. Did the undersigned person or persons filing return make diligent and careful search for property of every kind left by the decedent? ☐ Yes ☐ No

18. Did the same undersigned make diligent and careful search for information as to any transfers (other than outright transfers not in trust) of the value of $5,000 or more made by the decedent during his lifetime without an adequate and full consideration in money or money's worth? ☐ Yes ☐ No

19. Did the same undersigned make diligent and careful search for the existence of any trusts created by the decedent during his lifetime or any trusts created by other persons under which the decedent possessed any power, beneficial interest, or trusteeship? ☐ Yes ☐ No

20a. Name of attorney representing estate, if any

20b. Address (Number, street, city, State, and Postal ZIP code)

20c. Telephone No.

ALTERNATE VALUATION

(These instructions apply only if alternate valuation is elected. For further information on this subject, see General Instructions on page 4)

21. An election to have the gross estate of the decedent valued as of the alternate date or dates is made by entering a check mark in the box set forth below.

☐ The executor elects to have the gross estate of this decedent valued in accordance with values as of a date or dates subsequent to the decedent's death as authorized by section 2032 of the Code.

c59—16—77750-1

GROSS ESTATE
SCHEDULE A
REAL ESTATE

Did the decedent, at the time of his death, own any real estate required to be included in the gross estate? See General Instruction J, page 4. ☐ Yes ☐ No

Item No.	Description	Subsequent valuation date	Alternate value	Value at date of death
1			$	$
	TOTAL (also enter under the Recapitulation, Schedule O)		$	$

(If more space is needed, insert additional sheets of same size)

ESTATE OF .....

c59—16—77750-1

SCHEDULE B
STOCKS AND BONDS

1. Did the decedent, if a resident or citizen of the United States, own any stocks or bonds, regardless of physical location, at the time of his death? ☐ Yes ☐ No

2. Did the decedent, if a nonresident not a citizen of the United States, own, at the time of his death, any stocks of corporations organized in the United States or bonds situated in the United States as explained in the instructions? ☐ Yes ☐ No

Item No.	Description (including face amount of bonds or number of shares)	Par	Unit value	Subsequent valuation date	Alternate value	Value at date of death
1					$	$
	TOTAL (also enter under the Recapitulation, Schedule O)				$	$

(If more space is needed, insert additional sheets of same size)

ESTATE OF .....

c59—16—77750-1

SCHEDULE C
MORTGAGES, NOTES, AND CASH

Did the decedent, at the time of his death, own any mortgages, notes, or cash? ☐ Yes ☐ No

Item No.	Description	Subsequent valuation date	Alternate value	Value at date of death
1			$	$
	TOTAL (also enter under the Recapitulation, Schedule O)		$	$

(If more space is needed, insert additional sheets of same size)

ESTATE OF .....

e59—16—77750-1

SCHEDULE D
INSURANCE

1a. Was any insurance on life of decedent receivable by his estate?
☐ Yes ☐ No

1b. By beneficiaries other than estate?
☐ Yes ☐ No

2. Was there any insurance on the decedent's life which is not included in the return as a part of the gross estate?
☐ Yes ☐ No If "Yes," a complete explanation as to all such insurance must be submitted.

Item No.	Description	Subsequent valuation date	Alternate value	Value at date of death
1			$	$
	TOTAL (also enter under the Recapitulation, Schedule O)		$	$

(If more space is needed, insert additional sheets of same size)

ESTATE OF .....

c59—16—77750-1

SCHEDULE E

JOINTLY OWNED PROPERTY

1. Did the decedent, at the time of his death, own any property as a joint tenant or as a tenant by the entirety, with right of survivorship? ☐ Yes ☐ No
If "Yes," state the name and address of each surviving cotenant.

NAME	ADDRESS (Number, street, city, State, and Postal ZIP code)

Item No.	Description	Subsequent valuation date	Alternate value	Value at date of death
1			$	$
	TOTAL (also enter under the Recapitulation, Schedule O)		$	$

(If more space is needed, insert additional sheets of same size)

ESTATE OF .....

c59—16—77750-1

SCHEDULE F

OTHER MISCELLANEOUS PROPERTY

1. Did the decedent, at the time of his death, own any interest in a copartnership or unincorporated business? ☐ Yes ☐ No

2. Did the decedent, at the time of his death, own any miscellaneous property not returnable under any other schedule? ☐ Yes ☐ No

3. Was there any insurance which the decedent owned on the life of another which is not included in the return as a part of the gross estate? If "Yes," full details must be submitted under this schedule. ☐ Yes ☐ No

4. State whether the decedent's estate, his spouse, or any other person, has received, or will receive, any bonus or award as a result of the decedent's employment or his death. If "Yes," full details must be submitted under this schedule. ☐ Yes ☐ No

Item No	Description	Subsequent valuation date	Alternate value	Value at date of death
1			$	$
	TOTAL (also enter under the Recapitulation, Schedule O)		$	$

(If more space is needed, insert additional sheets of same size)

ESTATE OF .....

o59—16—77750-1

SCHEDULE G

TRANSFERS DURING DECEDENT'S LIFE

1. Did the decedent make any transfer described in the first paragraph (including the six subparagraphs) of the instructions for this schedule? ☐ Yes ☐ No

2a. Did the decedent, at any time, make a transfer (other than an outright transfer not in trust) of an amount of $5,000 or more without an adequate and full consideration in money or money's worth, but not believed to be includible in the gross estate as indicated in the first paragraph (including the six subparagraphs) of the instructions for this schedule?
If "Yes," furnish the following information: ☐ Yes ☐ No

2b. Date	**2c.** Amount or value	**2d.** Character of transfer

3a. Did the decedent, within 3 years immediately preceding his death, make any transfer of his property without an adequate and full consideration in money or money's worth?
If "Yes," and the transfer was of an amount of $1,000 or more, furnish the following information: ☐ Yes ☐ No

3b. Date	**3c.** Amount or value	**3d.** Character of transfer

3e. Motive which actuated decedent in making transfer

4. Were there in existence at the time of the decedent's death any trusts created by him during his lifetime? ☐ Yes ☐ No

5. If a Federal gift tax return(s) was ever filed, state the year(s) covered and the Internal Revenue district in which filed.

Item No.	Description	Subsequent valuation date	Alternate value	Value at date of death
1			$	$
	TOTAL (also enter under the Recapitulation, Schedule O)		$	$

(If more space is needed, insert additional sheets of same size)

ESTATE OF .....

o59—16—77750-2

SCHEDULE H
POWERS OF APPOINTMENT

1a. Did the decedent, at the time of death, possess a general power of appointment created after October 21, 1942? ☐ Yes ☐ No | **1b.** On or before such date? ☐ Yes ☐ No

2a. Did the decedent, at any time, by will or otherwise, exercise or release (to any extent) a general power of appointment created after October 21, 1942? ☐ Yes ☐ No | **2b.** On or before such date? ☐ Yes ☐ No

3. Were there in existence at the time of the decedent's death any trusts not created by him under which he possessed any power, beneficial interest, or trusteeship? ☐ Yes ☐ No

Item No.	Description	Subsequent valuation date	Alternate value	Value at date of death
1			$	$
	TOTAL (also enter under the Recapitulation, Schedule O)		$	$

(If more space is needed, insert additional sheets of same size)

SCHEDULE I
ANNUITIES

1a. Was the decedent, immediately before his death, receiving an annuity as described in paragraph 1 of the instructions? ☐ Yes ☐ No

1b. If "Yes," was that annuity paid pursuant to an approved plan as described in paragraph 4 of the instructions? ☐ Yes ☐ No

1c. If the answer to "1b." is "Yes," state the ratio of the decedent's contribution to the total purchase price of the annuity.

2a. If the decedent was employed at the time of his death, did an annuity or other payment as described in paragraph 3(d) of the instructions become payable to any beneficiary by reason of the beneficiary's having survived the decedent? ☐ Yes ☐ No

2b. If "Yes," state the ratio of the decedent's contribution to the total purchase price of the annuity.

Item No.	Description	Subsequent valuation date	Alternate value	Value at date of death
1			$	$
	TOTAL (also enter under the Recapitulation, Schedule O)		$	$

(If more space is needed, insert additional sheets of same size)

ESTATE OF ..... Schedules H and I—Page 21

e59—16—77750-1

DEDUCTIONS

SCHEDULE J

FUNERAL EXPENSES AND EXPENSES INCURRED IN ADMINISTERING PROPERTY SUBJECT TO CLAIMS

NOTE.—Do not list on this schedule expenses of administering property not subject to claims. In connection with such expenses, see Schedule L.

If executors' commissions, attorneys' fees, etc., are claimed and allowed as a deduction for estate tax purposes, they are not allowable as a deduction in computing the taxable income of the estate for Federal income tax purposes.

Item No.	Description		Amount
	A. Funeral expenses:	$	
	Total	x x x x x x x x	$
	B. Administration expenses:		
1	Executors' commissions—amount estimated/agreed upon/paid. (Strike out words not applicable)	x x x x x x x x	
2	Attorneys' fees—amount estimated/agreed upon/paid. (Strike out words not applicable)	x x x x x x x x	
3	Miscellaneous expenses:		
	Total miscellaneous expenses	x x x x x x x x	
	TOTAL (also enter under the Recapitulation, Schedule O)		$

(If more space is needed, insert additional sheets of same size)

ESTATE OF .....

o59—16—77750-2

SCHEDULE K

DEBTS OF DECEDENT AND MORTGAGES AND LIENS

Item No.	Debts of Decedent—Creditor and nature of claim, and allowable death taxes	Amount
1		$
	TOTAL (also enter under the Recapitulation, Schedule O)	$

Item No.	Mortgages and liens—Description	Amount
1		$
	TOTAL (also enter under the Recapitulation, Schedule O)	$

(If more space is needed, insert additional sheets of same size)

ESTATE OF .....

e59—16—77750-2

SCHEDULE L

NET LOSSES DURING ADMINISTRATION AND EXPENSES INCURRED IN ADMINISTERING PROPERTY NOT SUBJECT TO CLAIMS

Item No.	Net losses during administration	Amount
1		$
	TOTAL (also enter under the Recapitulation, Schedule O)	$

Item No.	Expenses incurred in administering property not subject to claims (Indicate whether estimated, agreed upon, or paid.)	Amount
1		$
	TOTAL (also enter under the Recapitulation, Schedule O)	$

(If more space is needed, insert additional sheets of same size)

ESTATE OF .....

59—16—77750-1

SCHEDULE M

BEQUESTS, ETC., TO SURVIVING SPOUSE (MARITAL DEDUCTION)

If the decedent died testate, the person or persons filing the return should answer the following questions. Only question 4 should be answered in case the decedent died intestate. If the answer to any question is "Yes," full details should be submitted with the return.

1. Has any action been instituted to contest the will or any provision thereof affecting any property interest listed on this schedule or for construction of the will or any such provision? ☐ Yes ☐ No

2a. Had the surviving spouse the right to declare an election between (i) the provisions made in his or her favor by the will and (ii) dower, curtesy, or a statutory interest? ☐ Yes ☐ No

2b. If answer to question 2a is "Yes," has the surviving spouse renounced the will and elected to take dower, curtesy, or a statutory interest? ☐ Yes ☐ No

2c. Elected to take under the will. ☐ Yes ☐ No

2d. Does the surviving spouse contemplate renouncing the will and electing to take dower, curtesy, or a statutory interest? ☐ Yes ☐ No

3. According to the information and belief of the person or persons filing the return, is any action described under question 1 designed or contemplated? ☐ Yes ☐ No

4. According to the information and belief of such person or persons, has any person other than the surviving spouse asserted (or is any such assertion contemplated) a right to any property interest listed on this schedule, other than as indicated under questions 1 or 3? ☐ Yes ☐ No

Item No.	Description of property interests passing to surviving spouse	Value
1		$

TOTAL ..... $ .....

Less: (a) Federal estate tax payable out of above-listed property interests ..... $ .....

(b) Other death taxes payable out of above-listed property interests .....

Total of items (a) and (b) .....

Net value of above-listed property interests (also enter under the Recapitulation, Schedule O) ..... $

(If more space is needed, insert additional sheets of same size)

ESTATE OF .....

e59—16—77750-1

SCHEDULE N

CHARITABLE, PUBLIC, AND SIMILAR GIFTS AND BEQUESTS

If the transfer was made by will—

(a) Has any action been instituted to have interpreted or to contest the will or any provision thereof affecting the charitable deductions claimed in this schedule? ☐ Yes ☐ No

(b) According to the information and belief of the person or persons filing the return, is any such action designed or contemplated? ☐ Yes ☐ No

Item No.	Name and address of beneficiary	Character of institution	Amount
1			$

TOTAL ..... $

Less: (a) Federal estate tax payable out of above-listed property interests ..... $

(b) Other death taxes payable out of above-listed property interests .....

Total of items (a) and (b) .....

Net value of above-listed property interests (also enter under the Recapitulation, Schedule O) ..... $

(If more space is needed, insert additional sheets of same size)

ESTATE OF .....

e59—16—77750-2

SCHEDULE O
RECAPITULATION

Schedule	Gross estate	Alternate value	Value at date of death
A	Real estate	$	$
B	Stocks and bonds		
C	Mortgages, notes, and cash		
D	Insurance		
E	Jointly owned property		
F	Other miscellaneous property		
G	Transfers during decedent's life		
H	Powers of appointment		
I	Annuities		
	TOTAL GROSS ESTATE	$	$

Schedule	Deductions	Amount	
J	1. Funeral expenses and expenses incurred in administering property subject to claims	$	
K	2. Debts of decedent		
K	3. Mortgages and liens		
	4. Total of items 1 through 3	$	
	5. Allowable amount of deductions from item 4 (see note*)	$	
L	6. Net losses during administration		
L	7. Expenses incurred in administering property not subject to claims		
	8. Total of items 5 through 7		$
M	9. Bequests, etc., to surviving spouse	$	
	10. Adjusted gross estate (see note**)		
	11. Net amount deductible for bequests, etc., to surviving spouse (item 9 or one-half of item 10, whichever is smaller)		
N	12. Charitable, public, and similar gifts and bequests		
	TOTAL ALLOWABLE DEDUCTIONS, except exemption (totals of lines 8, 11, and 12)		$

*Note.—See paragraph 1 of the instructions.

**Note.—Enter at item 10 the excess of "TOTAL GROSS ESTATE" over item 8, if the decedent and his surviving spouse at no time held property as community property. If property was ever held as community property, compute the "Adjusted gross estate" (item 10) in accordance with the instructions and example on page 32, and attach an additional sheet showing such computation.

ESTATE OF _____ Schedule O—Page 33

c59—16—77750-1

SCHEDULE P

TAXABLE ESTATE—RESIDENT OR CITIZEN

Instructions.—This Schedule Should be Used only for the Estate of a Resident or Citizen of the United States

1. Total gross estate		$
2. Total allowable deductions	$	
3. Exemption	60,000.00	
4. Total deductions plus exemption		
5. Taxable estate (item 1 minus item 4)		$

SCHEDULE Q

TAXABLE ESTATE—NONRESIDENT NOT A CITIZEN OF THE UNITED STATES

Instructions.—This schedule should be used only for the estate of a nonresident not a citizen of the United States. See instructions under "Deduction of administration expenses, claims, etc." on page 39. See also instructions under **"Exemption"** on page 39 for amount of exemption and names of countries, the estates of whose residents qualify for the **"prorated exemption." If decedent was domiciled in Canada and died after December 31, 1958, see "Convention with Canada" on page 39 regarding special exemption and tax computation. Use Form 706g (Schedule Q (2)) instead of Schedule Q in case of decedent who at the time of his death was domiciled in France or Greece and was not a citizen of the United States.** (If the "prorated exemption" is claimed under the Japanese convention, the numerator of the fraction set forth in item 7 is the value of the property situated in the United States and subjected to tax by both Japan and the United States.) The value to be entered for item 2 includes real property situated outside of the United States if required to be included in the gross estate by General Instruction J, page 4.

1. Value of gross estate in the United States (Schedules A, B, C, D, E, F, G, H, and I)	$
2. Value of gross estate outside the United States (must be supported by proof described in instructions under "Deduction of administration expenses, claims, etc.," on page 39)	
3. Value of total gross estate wherever situated (item 1 plus item 2)	$
4. Gross deductions under Schedules J, K, and L	$
5. Net deductions under Schedules J, K, and L (that proportion of item 4 that item 1 bears to item 3)	$
6. Charitable, public, and similar gifts and bequests (Schedule N)	
7. Exemption of $2,000 (in estates qualifying for "prorated exemption," use $2,000 or $\frac{\text{item 1}}{\text{item 3}} \times$ $60,000, whichever is the greater)	
8. Total deductions plus exemption (item 5 plus items 6 and 7)	$
9. Taxable estate (item 1 minus item 8)	$

SCHEDULE R

CREDIT FOR TAX ON PRIOR TRANSFERS

Name of transferor	Date of transferor's death
Transferor's residence at time of death	

COMPUTATION OF THE CREDIT	
PART I—TRANSFEROR'S TAX ON PRIOR TRANSFERS	
1. Net value of transfers	$
2. Value of transferor's estate (adjusted in accordance with instructions for item 2)	$
3. Tax on transferor's estate (adjusted in accordance with instructions for item 3)	$
4. Transferor's tax on prior transfers (proportion of item 3 which item 1 bears to item 2)	$
PART II—TRANSFEREE'S TAX ON PRIOR TRANSFERS	
5. Transferee's tax computed without regard to credit allowed under this schedule	$
6. Transferee's reduced gross estate	$
7. Transferee's deductions (adjusted in accordance with instructions for item 7)	
8. Transferee's reduced taxable estate (item 6 minus item 7)	$
9. Tax on reduced taxable estate	
10. Transferee's tax on prior transfers (item 5 minus item 9)	$
PART III—CREDIT ALLOWABLE	
11. Maximum amount before application of percentage requirement (item 4 or item 10, whichever is smaller)	$
12. Percent allowable is	
13. Credit allowable (item 12 × item 11)	$

659—10—77750-1

INSTRUCTIONS FOR SCHEDULE S—Continued

(b) Computation of credit in cases where property is situated outside both countries or deemed situated within both countries.—In such cases consult the appropriate treaty for details.

5. Example of computation of credit under the Statute.—The decedent was a citizen of, and domiciled in, the United States at the time of his death. The gross estate consisted of real property in M country valued at $60,000; stocks of United States corporations, $90,000; bonds of corporations organized under the laws of M country, $45,000; and stocks of corporations organized under the laws of M country, $75,000. On the date of death, all of the stock and bond certificates were in a bank vault in the United States. Debts and administration expenses total $20,000. The M country real property valued at $60,000 and $10,000 of the stocks of M country corporations passed to the decedent's surviving spouse and the latter items qualified for and were allowed as a marital deduction. The amount of the gross Federal estate tax less credit for State inheritance taxes is $25,820. The amount of the M country inheritance tax imposed on the widow's inheritance of $70,000 is $21,000. The value of the daughter's inheritance is $65,000, consisting entirely of stocks of M country corporations. The amount of the M country inheritance tax imposed on the daughter's inheritance is $19,500. M country did not impose inheritance tax on the bonds issued by the M country corporations.

Schedule S is filled out as follows:

1. Amount of estate, inheritance, legacy and succession taxes imposed in the above country attributable to property situated in that country, and subjected to such taxes, and included in the gross estate (as defined by statute)	$40,500.00
2. Value of the gross estate (adjusted)	$200,000.00
3. Value of property situated in that country, and subjected to death taxes imposed in that country, and included in the gross estate (adjusted)	$65,000.00
4. Federal estate tax before allowance of credit for foreign death taxes	$25,820.00
5. Amount of Federal estate tax attributable to property specified at item 3 (proportion of item 4 that item 3 bears to item 2)	$8,391.50
6. Credit for death taxes imposed in the above country (item 1 or item 5, whichever is the smaller)	$8,391.50

SCHEDULE S

CREDIT FOR FOREIGN DEATH TAXES

List all of the foreign countries to which death taxes have been paid, credit for the payment of which is claimed on this return .....

.....

If credit is claimed for death taxes paid to more than one foreign country, compute the credit for taxes paid to one country on this sheet and use a separate copy of Schedule S for each of the other countries. The copies of Schedule S on which the additional computations are made should be attached hereto.

The credit computed on this sheet is for .....
(Name of death tax or taxes)

..... imposed in .....
(Name of country)

Credit is computed under the .....
(Insert "treaty" or "statute")

COMPUTATION OF THE CREDIT

(All amounts and values shown hereunder must be entered in United States money)

1. Amount of estate, inheritance, legacy and succession taxes imposed in the above country attributable to property situated in that country, and subjected to such taxes, and included in the gross estate (as defined by statute) .... $.....

2. Value of the gross estate (adjusted, if necessary, in accordance with instructions for item 2) ..... $.....

3. Value of property situated in that country, and subjected to death taxes imposed in that country, and included in the gross estate (adjusted, if necessary, in accordance with instructions for item 3) ..... $.....

4. Federal estate tax before allowance of credit for foreign death taxes ..... $.....

5. Amount of Federal estate tax attributable to property specified at item 3 (proportion of item 4 that item 3 bears to item 2) ..... $.....

6. Credit for death taxes imposed in the above country (item 1 or item 5, whichever is the smaller) ..... $.....

ESTATE OF .....

c59—16—77750-2

DECLARATION

Under penalty of perjury, I declare that this return, including any accompanying statements, has been examined by me, and is, to the best of my knowledge and belief, a true, correct, and complete return, made in good faith pursuant to the Internal Revenue Code and the regulations thereunder.

(Date)	(Signature of executor, administrator, etc.)	(Address)

DECLARATION OF ATTORNEY OR AGENT PREPARING RETURN

Under penalties of perjury, I declare that I prepared this return for the person or persons whose signature(s) appear(s) above and that this return, including any accompanying schedules and statements, is, to the best of my knowledge and belief, a true, correct and complete return based on all the information relating to the matters required to be reported in this return of which I have any knowledge.

(Date)	(Signature of preparer (individual or firm) other than executor, administrator, etc.)	(Address)

TABLE A

COMPUTATION OF GROSS ESTATE TAX

Taxable estate equal to or more than— (1)	Taxable estate less than— (2)	Tax on amount in column (1) (3)	Rate of tax on excess over amount in column (1) (4)
			(*Percent*)
0	$5,000	0	3
$5,000	10,000	$150	7
10,000	20,000	500	11
20,000	30,000	1,600	14
30,000	40,000	3,000	18
40,000	50,000	4,800	22
50,000	60,000	7,000	25
60,000	100,000	9,500	28
100,000	250,000	20,700	30
250,000	500,000	65,700	32
500,000	750,000	145,700	35
750,000	1,000,000	233,200	37
1,000,000	1,250,000	325,700	39
1,250,000	1,500,000	423,200	42
1,500,000	2,000,000	528,200	45
2,000,000	2,500,000	753,200	49
2,500,000	3,000,000	998,200	53
3,000,000	3,500,000	1,263,200	56
3,500,000	4,000,000	1,543,200	59
4,000,000	5,000,000	1,838,200	63
5,000,000	6,000,000	2,468,200	67
6,000,000	7,000,000	3,138,200	70
7,000,000	8,000,000	3,838,200	73
8,000,000	10,000,000	4,568,200	76
10,000,000	----------	6,088,200	77

TABLE B

COMPUTATION OF MAXIMUM CREDIT FOR STATE DEATH TAXES

Taxable estate equal to or more than— (1)	Taxable estate less than— (2)	Credit on amount in column (1) (3)	Rate of credit on excess over amount in column (1) (4)
			(*Percent*)
0	$40,000	0	None
$40,000	90,000	0	0.8
90,000	140,000	$400	1.6
140,000	240,000	1,200	2.4
240,000	440,000	3,600	3.2
440,000	640,000	10,000	4.0
640,000	840,000	18,000	4.8
840,000	1,040,000	27,600	5.6
1,040,000	1,540,000	38,800	6.4
1,540,000	2,040,000	70,800	7.2
2,040,000	2,540,000	106,800	8.0
2,540,000	3,040,000	146,800	8.8
3,040,000	3,540,000	190,800	9.6
3,540,000	4,040,000	238,800	10.4
4,040,000	5,040,000	290,800	11.2
5,040,000	6,040,000	402,800	12.0
6,040,000	7,040,000	522,800	12.8
7,040,000	8,040,000	650,800	13.6
8,040,000	9,040,000	786,800	14.4
9,040,000	10,040,000	930,800	15.2
10,040,000	----------	1,082,800	16.0

ESTATE OF ----------

U.S. GOVERNMENT PRINTING OFFICE c59—16—77750-1

FORM 712
(REV. MAY 1956)

U.S. TREASURY DEPARTMENT—INTERNAL REVENUE SERVICE

LIFE INSURANCE STATEMENT

(To be filed by Executor with Federal Estate Tax Return, Form 706)

Enter these items on Schedule D, Form 706

1. NAME OF INSURANCE COMPANY

2. NAME OF DECEDENT (*Insured*)

3. KIND OF POLICY

4. NO. OF POLICY

5A. NAMES OF BENEFICIARIES

5B.

5C.

5D.

6. FACE AMOUNT OF POLICY
$

7. PRINCIPAL OF ANY INDEBTEDNESS TO THE COMPANY DEDUCTIBLE IN DETERMINING NET PROCEEDS
$

8. INTEREST ON INDEBTEDNESS (*Item 7*) ACCRUED TO DATE OF DEATH
$

9. AMOUNT OF ACCUMULATED DIVIDENDS
$

10. AMOUNT OF POST-MORTEM DIVIDENDS
$

11. AMOUNT OF RETURNED PREMIUM
$

12. AMOUNT OF PROCEEDS IF PAYABLE IN ONE SUM
$

13. VALUE OF PROCEEDS AS OF DATE OF DEATH (*If not payable in one sum*)
$

14. DATE OF DEATH OF INSURED

15. DATE OF ISSUE OF POLICY

16. AMOUNT OF PREMIUM

17A. PROVISIONS OF POLICY WITH RESPECT TO THE DEFERRED PAYMENTS OR TO THE INSTALLMENTS (*NOTE: Where marital deduction under Code section 2056 is involved, if other than lump sum settlement authorized, copy of insurance policy should be attached.*)

17B. AMOUNT OF INSTALLMENTS
$

17C. DATE OF BIRTH AND NAME OF ANY PERSON THE DURATION OF WHOSE LIFE MAY MEASURE THE NUMBER OF PAYMENTS

17D. AMOUNT APPLIED BY THE INSURANCE COMPANY AS A SINGLE PREMIUM REPRESENTING THE PURCHASE OF INSTALLMENT BENEFITS
$

17E. BASIS (*Mortality table and rate of interest*) USED BY INSURER IN VALUING INSTALLMENT BENEFITS

18. WAS THE INSURED THE ANNUITANT OR BENEFICIARY OF ANY ANNUITY CONTRACT ISSUED BY THE COMPANY?

☐ YES ☐ NO

19. NAMES OF COMPANIES WITH WHICH DECEDENT CARRIED OTHER POLICIES AND AMOUNT OF SUCH POLICIES IF THIS INFORMATION IS DISCLOSED BY YOUR RECORDS

The undersigned officer of the above-named insurance company hereby certifies that this statement sets forth correct and true information.

DATE OF CERTIFICATION	SIGNATURE	TITLE

INSTRUCTIONS

PURPOSE OF STATEMENT.—The information shown by this statement is required for the purpose of determining the statutory gross estate of the insured for Federal estate tax purposes.

STATEMENT OF INSURER.—This statement must be made, on behalf of the insurance company which issued the policy, by an officer of the company having access to the records of the company. For purposes of this statement, a facsimile signature may be used in lieu of a manual signature and, if used, shall be binding as a manual signature.

DUTY TO FILE.—It is the duty of the executor to procure this statement from the insurance company and file it with the return. However, if specifically requested, the insurance company should file this statement direct with the official of the Internal Revenue Service making the request.

SEPARATE STATEMENTS.—A separate statement must be filed for each policy listed on the return.

U.S. GOVERNMENT PRINTING OFFICE: 1966—O-218-908